

Technical Rule no. 02 Rev. 10 P-GO

(under article 4 of the Rules governing the regulated market and the platform for registering bilaterals of guarantees of origin, successfully verified by the Director of Markets of *Autorità di Regolazione per Energia Reti e Ambiente* (Regulatory Authority for Energy, Networks and Environment – ARERA) on 22 December 2011, as subsequently amended and supplemented)

<p>Title</p>	<p>Access to the information system and operation of the Regulated Market (M-GO), of the Bilaterals Platform (PB-GO), and of the GO Bulletin Board</p>
<p>Reference Legislation</p>	<p>Article 2, para. 2.1 nn) and b); Article 6, para. 6.1; Article 10, para. 10.1; Article 18, paras. 18.1 <i>bis</i>, 18.1 <i>ter</i>, 18.1 <i>quater</i>, and 18.3; Article 23, para. 23.4; Article 24, paras. 24.4, 24.8 and 24.9; Article 25, para. 25.1; Article 28, para. 28.1; Article 32, paras. 32.1, 32.2 and 32.3; Article 33, para. 33.4, Article 34, para. 34.2, Article 35, paras. 35.1 and 35.3; Article 38, para. 38.1 ; Article 39 <i>quater</i>, para. 39 <i>quater</i>.1, 39 <i>quater</i>.2, 39 <i>quater</i>.3, and 39 <i>quater</i>.5; Article 39 <i>quinquies</i>, paras. 39 <i>quinquies</i>.1, 39 <i>quinquies</i>.3 b), 39 <i>quinquies</i>.4, 39 <i>quinquies</i>.6, and 39 <i>quinquies</i>.8; Article 39 <i>sexies</i>, para. 39 <i>sexies</i>.1 b); Article 39 <i>septies</i>, paras. 39 <i>septies</i>.1, 39 <i>septies</i>.2, 39 <i>septies</i>.3, 39 <i>septies</i>.4, 39 <i>septies</i>.5, 39 <i>septies</i>.6, and 39 <i>septies</i>.7 a); and Article 67, para. 67.1 - Rules governing the regulated market and the platform for registering bilaterals of guarantees of origin</p>
<p>Published on 17/09/ 2024</p>	

TABLE OF CONTENTS

1. FOREWORD
2. ACCESS TO THE INFORMATION SYSTEM OF THE P-GO
 - 2.1 Registration of a company
 - 2.2 Registration of an individual
 - 2.3 Registration of one or multiple profiles of access to the P-GO for a Participant holding one or multiple accounts in GSE's GO Registry
 - 2.4 Registration of the profile of access to the P-GO for a Participant holding an ownership account in another EECS Registry
 - 2.5 Recovery of the Participant's and operating profile login details
3. MARKET SESSIONS
 - 3.1 Trading in the M-GO
 - 3.1.1 M-GO order book
 - 3.1.2 M-GO personal order book
 - 3.1.3 Executed transactions
 - 3.2 Entry of orders into the M-GO
 - 3.3 M-GO Reports
 - 3.4 Publication of the results of the M-GO
4. OPERATING ON THE PB-GO
 - 4.1 Registrations on the PB-GO
 - 4.1.1 Registration of a bilateral transaction of sale
 - 4.1.2 Acceptance or rejection of a bilateral transaction by the buyer
 - 4.1.2.1 Management of transactions with technical adequacy verification and buying counterparties not qualifying as PA Participants
 - 4.1.2.2 Specific procedures for managing transactions with technical adequacy verification and buying counterparties qualifying as PA Participants
 - 4.2 Publication of the results of registrations on the PB-GO
 - 4.3 Publication of the results of auctioning procedures
5. MOVEMENTS IN THE OWNERSHIP ACCOUNTS ASSOCIATED WITH THE SAME PARTICIPANT
 - 5.1 Registration of a movement
6. OPERATING ON THE GO BULLETIN BOARD
 - 6.1 Preferred counterparties
 - 6.1.1 Sending a request of designation as a "preferred counterparty"
 - 6.1.2 Notifications about requests of designation as preferred counterparties
 - 6.1.3 Confirmation or rejection of a request of designation as a preferred counterparty
 - 6.1.3 Cancellation of preference relationships
 - 6.2 Ad section
 - 6.2.1 Display of ads
 - 6.2.2 Submission of ads
 - 6.2.3 Validation of ads
 - 6.2.4 Resubmission of an ad
 - 6.2.5 Change and deletion of ads
 - 6.2.6 Notifications about ads
 - 6.2.7 Expiry of ads
 - 6.2.8 Expression of interest in an ad
 - 6.3 "Contatta" option – messaging about published ads

1. FOREWORD

Article 2, para. 2.1 nn) of the Rules governing the regulated market and the platform for registering bilaterals of guarantees of origin (hereafter P-GO Rules) defines the production period as the reference time period of energy production from renewables related to the GOs, as defined in the Technical Rules.

Article 2, para. 2.1 b) of the P-GO Rules defines the access profile or operating profile as follows: *i.* if the Participant is present in the GO Registry with a single access profile, the access profile - among those identified in the Technical Rules - that GSE has assigned to the Participant upon entry into the GO Registry, through which the Participant takes part in the M-GO and/or the PB-GO; *ii.* if the Participant is present in the GO Registry with multiple access profiles, each of the access profiles - among those identified in the Technical Rules - that GSE has assigned to the Participant upon entry into the GO Registry, through which the Participant takes part in the M-GO and/or the PB-GO.

Article 6, para. 6.1 of the P-GO Rules provides that access to GME's information system shall take place through the Internet, in accordance with the procedures and within the time limits defined in the Technical Rules, or by any other means defined therein.

Article 10, para. 10.1 of the P-GO Rules provides that Participants shall have access to the P-GO under special procedures defined in the Technical Rules. These procedures shall guarantee the identification of Participants and authenticate their transactions.

Under Article 18, para. 18.1 *bis* of the P-GO Rules, if a Participant admitted to the M-GO wishes to be authorised to enter orders into the M-GO, he/she/it shall declare to hold at least one active ownership account in the GO Registry, when registering with the P-GO system, as indicated in the Technical Rules.

Under Article 18, para. 18.1 *ter* of the P-GO Rules, if a Participant admitted to the PB-GO (and automatically admitted to the GO Bulletin Board as well) wishes to be authorised to make registrations on the PB-GO or carry out transactions on the GO Bulletin Board,

he/she/it shall declare to hold at least one active ownership account in the GO Registry, when registering with the P-GO system, as indicated in the Technical Rules.

Under Article 18.1 *quater* of the P-GO Rules, if a Participant admitted only to the GO Bulletin Board wishes to be authorised to carry out transactions on the same Bulletin Board, he/she/it shall declare to hold at least one ownership account with one of the European Energy Certificate System (EECS) Registries, different from the GO Registry, when registering with the P-GO system, as indicated in the Technical Rules.

Article 18, para. 18.3 of the P-GO Rules provides that the data mentioned in para. 18.2 shall have effect on the dates specified in the Technical Rules.

Article 23, para. 23.4 of the P-GO Rules provides that each of the types of GO mentioned in para. 23.3 above shall be further classified on the basis of the production periods defined in the Technical Rules.

Article 24, para. 24.4 of the P-GO Rules provides that the opening and closing hours of the sessions of the M-GO shall be established in the Technical Rules.

Article 24, para. 24.8 of the P-GO Rules provides that a Participant may take part in the M-GO only through one or multiple access profiles – as identified in the Technical Rules – corresponding to the single access profile or to the multiple access profiles through which he/she/it is present in the GO Registry, respectively.

Article 24, para. 24.9 of the P-GO Rules provides that, if a Participant has multiple access profiles, his/her/its participation in the M-GO shall take place separately for each access profile, under the procedures and within the time limits established in the Technical Rules.

Article 25, para. 25.1 of the P-GO Rules provides that Participants shall enter trading orders into the M-GO under the modalities and within the time limits indicated in the Technical

Rules, specifying at least the following data for each type of GO and the related production period:

- a) identification code of the Participant entering the order;
- b) type of order (buy/sell);
- c) offered volume;
- d) unit price for the offered volume.

Article 28, para. 28.1 of the P-GO Rules provides that, within the time limit indicated in the Technical Rules, GME shall publish the results of the M-GO session, specifying at least the following data and information for each type of GO and the related production period:

- a) minimum price and maximum price of the session;
- b) volume traded in the session;
- c) reference price of the session;
- d) volume and price of each concluded transaction in anonymous form.

Article 32, para. 32.1 of the P-GO Rules provides that requests for registration on the PB-GO shall be entered under the procedures and within the time limits defined in the Technical Rules.

Article 32, para. 32.2 of the P-GO Rules provides that a Participant may take part in the PB-GO only through one or multiple access profiles – as identified in the Technical Rules – corresponding to the single access profile or to the multiple access profiles with which he/she/it is present in the GO Registry.

Article 32, para. 32.3 of the P-GO Rules provides that, if a Participant has multiple access profiles, his/her/its participation in the PB-GO shall take place separately for each access profile, under the procedures and within the time limits established in the Technical Rules.

Article 32, para. 32.10 of the P-GO Rules provides that a request for registration in the PB-GO entered by a selling Participant, pursuant to paragraph 32.5, shall be deemed to have been concluded when:

- a) if it is a request for registration without technical adequacy verification, it is accepted by the buying Participant and is valid pursuant to article 33;
- b) if it is a request for registration with technical adequacy verification, it is accepted by the buying Participant, valid pursuant to article 33 and technically adequate pursuant to article 34, subject to the successful outcome of the verifications related to additional requirements as defined in the Technical Rules, if applicable.

Article 33, para. 33.4 of the P-GO Rules provides that GME shall verify the validity of requests for registration in the PB-GO pursuant to the preceding paragraph 32.5, based on the time of entry of the requests by the selling Participant, except as set forth in the Technical Rules.

Article 34, para. 34.2 of the P-GO Rules provides that GME shall verify the technical adequacy of requests for registration entered into the PB-GO, based on the time of entry of the requests by the selling Participant, except as set forth in the Technical Rules.

Article 35, para. 35.1 of the P-GO Rules provides that, in compliance with the procedures and within the time limits specified in the Technical Rules, GME shall publish at least the following data and information (in aggregated form) about the registrations of bilateral transactions of GOs that have been concluded on the PB-GO:

- a) registered volumes of GOs with the specification of their types as per article 23, para. 23.3 and of the related production period as per article 23, para. 23.4;
- b) minimum price and maximum price;
- c) average price weighted for the registered volumes.

Article 35, para. 35.3 of the P-GO Rules provides that, for the purposes of the transfer of ownership of the GOs registered in accordance with article 32, para. 32.4 b), GME shall notify GSE of the conclusion of the related registrations, under the procedures identified by GME and GSE in an appropriate agreement and within the time limits indicated in the Technical Rules.

Article 38, para. 38.1 of the P-GO Rules provides that, in compliance with the procedures and within the time limits specified in the Technical Rules, GME shall publish at least the following data and information (in aggregated form) about the registrations of bilateral transactions of GOs carried out as per article 37 (Registration of the Results of Auctioning Procedures):

- a) registered volumes of GOs with the specification of their types as per article 23, para. 23.3 and of the related production period as per article 23, para. 23.4;
- b) minimum price and maximum price;
- c) average price weighted for the registered volumes.

Article 39 *quater*, para. 39 *quater*.1 of the P-GO Rules provides that Participants may ask other Participants in the GO Bulletin Board to be designated as preferred counterparties, in accordance with the procedures and within the time limits indicated in the Technical Rules.

In compliance with Article 39 *quater*, para. 39 *quater*.2 of the P-GO Rules, Participants may – under the procedures and within the time limits indicated in the Technical Rules – change or delete the requests that they have submitted under the preceding para. 39 *quater*.1, as long as such requests have not been accepted or rejected by their recipients under the following para. 39 *quater*.3.

Pursuant to Article 39 *quater*, 39 *quater*.3 of the P-GO Rules, Participants receiving the requests referred to in the preceding para. 39 *quater*.1 may accept or reject them under the procedures and within the time limits defined in the Technical Rules.

Article 39 *quater*, para. 39 *quater*.5 of the P-GO Rules provides that the designation as a preferred counterparty, resulting from acceptance of the request referred to in the preceding para. 39 *quater*.1 may be cancelled by each of the preferred counterparties under the procedures and within the time limits indicated in the Technical Rules.

Article 39 *quinquies*, para. 39 *quinquies*.1 of the P-GO Rules provides that Participants shall submit sale and purchase ads in compliance with the procedures and within the time limits defined in the Technical Rules.

Article 39 *quinquies*, para. 39 *quinquies*.3 b) of the P-GO Rules establishes that, for each ad, Participants may specify not only the required minimum information but any additional information as indicated in the Technical Rules in accordance with the procedures and within the time limits established therein.

Under Article 39 *quinquies*, para. 39 *quinquies*.4 of the P-GO Rules, Participants may view sale and purchase ads on the GO Bulletin Board by selecting – under the procedures laid down in the Technical Rules – one or more of the minimum items of information contained in the ad.

Article 39 *quinquies*, para. 39 *quinquies*.6 of the P-GO Rules provides that, under the procedures and within the time limits established in the Technical Rules, Participants may change or delete their ads, as long as there have been no expressions of interest therein. The GO Bulletin Board shall display the change or deletion of the ad under the procedures indicated in the Technical Rules.

Article 39 *quinquies*, para. 39 *quinquies*.8 of the P-GO Rules provides that, under the procedures and within the time limits set forth in the Technical Rules, GME shall delete the ads placed by Participants who/which have been suspended or excluded from the GO Bulletin Board.

In accordance with Article 39 *sexies*, para. 39 *sexies*.1 b) of the P-GO Rules, after submission of ads, GME shall validate them by verifying only that they have been submitted under the procedures and within the time limits indicated in the Technical Rules.

Article 39 *septies*, para. 39 *septies*.1 of the P-GO Rules provides that the ads present on the GO Bulletin Board shall be displayed in anonymous form with their identification code and the information indicated in the Technical Rules.

Article 39 *septies*, para. 39 *septies*.2 of the P-GO Rules provides that any Participant

who/which has not been suspended from the GO Bulletin Board may view all the ads placed by other Participants under the procedures and within the time limits specified in the Technical Rules.

Article 39 *septies*, para. 39 *septies*.3 of the P-GO Rules provides that a Participant may select and express interest only in the ads placed by a preferred counterparty under the procedures and within the time limits set forth in the Technical Rules.

Article 39 *septies*, para. 39 *septies*.4 of the P-GO Rules provides that, before expressing interest in an ad placed by a preferred counterparty, a Participant may – in compliance with the principles laid down in the preceding article 3 – activate the messaging option that is available on the GO Bulletin Board, in accordance with the procedures and within the time limits indicated in the Technical Rules.

Article 39 *septies*, para. 39 *septies*.5 of the P-GO Rules provides that the expression of Interest made by a preferred counterparty Participant shall be considered to have been automatically confirmed by the Participant proposing the ad upon submission of the same expression of interest. In this instance, the information system of the GO Bulletin Board shall communicate the data and information concerning the respective counterparty to both Participants, and any remaining information concerning the ad to the Participant expressing interest therein, in accordance with the procedures and within the time limits indicated in the Technical Rules.

Article 39 *septies*, para. 39 *septies*.6 of the P-GO Rules provides that any ad in which there has already been an expression of interest may be published again on the GO Bulletin Board by the proposing Participant as a new ad, under the procedures and within the time limits indicated in the Technical Rules.

Under Article 39 *septies*, para. 39 *septies*.7 a) of the P-GO Rules, if, after an expression of interest, a long-term GO contract associated with the ad is actually concluded between the related counterparties and if both counterparties hold an ownership account in the GO

Registry, they shall register the transfer of the GOs associated with the contract on the PB-GO, as provided for in Title III, Section II, Subsection I of the same Rules, by selecting the appropriate option to associate the ad with the request for registration, under the procedures and within the time limits indicated in the Technical Rules. The registration is allowed only if both counterparties have not been suspended from the GO Bulletin Board.

Article 67, para. 67.1 of the P-GO Rules provides that, within GME's information system, Participants holding multiple access profiles may move their GOs from one of their ownership accounts to another of their ownership accounts, each associated with each of the above profiles, under the procedures and within the time limits established in the Technical Rules.


2. ACCESS TO THE INFORMATION SYSTEM OF THE P-GO

2.1 Registration of a company

After receiving the notification of admission to the P-GO from GME and with a view to making transactions in the M-GO and/or registrations on the PB-GO, and/or operating on the GO Bulletin Board, the company or individual (in the latter case, follow the instructions of para. 2.2 below) must register with the platform.

You may register through the “**Registrazione società**” (registration of the Participant - company) link, available at www.mercatoelettrico.org, in the “The Markets/Access to GME's markets/P-GO/**Access to the P-GO**” section, and fill in the following form (Figure 1):

Figure 1



Piattaforma GO

v.20240226 Registrazione Operatore - Società

requisiti di abilitazione operativa

Dichiaro di essere in possesso di almeno un conto attivo presso: *

Seleziona... ▼

Piattaforma sulla quale si vuole operare Mercato Bilaterale Bacheca

dati anagrafici operatore

ragione sociale

codice fiscale

codice ISO - partita IVA -

Operatore PA (L.244/2007, art. 1, co. 209)?

codice IPA

Tipologia Fiscale

- OPERATORE EXTRA-UE - REGIME IVA EXTRA-COMUNITARIO (non-EU VAT Scheme)
IVA Vendite: 0% - IVA Acquisti: 0% - IVA Corrispettivi: 0%
- OPERATORE ITALIANO - REGIME IVA ORDINARIO
IVA Vendite: 0% - IVA Acquisti: 0% - IVA Corrispettivi: 22%
- OPERATORE ITALIANO - REGIME IVA ORDINARIO IN SPLIT PAYMENT PER NON-PA
IVA Vendite: 0% - IVA Acquisti: 0% - IVA Corrispettivi: 22%
- OPERATORE ITALIANO - REGIME IVA ORDINARIO IN SPLIT PAYMENT PER PA
IVA Vendite: 0% - IVA Acquisti: 0% - IVA Corrispettivi: 22%
- OPERATORE ITALIANO - REGIME IVA ORDINARIO PER CONTRIBUENTE MINIMO/FORFETARIO
IVA Vendite: 0% - IVA Acquisti: 0% - IVA Corrispettivi: 22%
- OPERATORE ITALIANO - REGIME IVA ORDINARIO PER ESPORTATORE ABITUALE
IVA Vendite: 0% - IVA Acquisti: 0% - IVA Corrispettivi: 0%
- OPERATORE UE - REGIME IVA COMUNITARIO (EU VAT Scheme)
IVA Vendite: 0% - IVA Acquisti: 0% - IVA Corrispettivi: 0%

Password: Mostra

Conferma Password: Mostra

sede legale

Indirizzo

comune

provincia

cap

nazione

In the first part of the form, specify whether you have an ownership account, by selecting whether you hold an ownership account in:

- **the GO Registry managed by GSE,**
- or
- **another European Energy Certificate System (EECS) Registry, different from GSE's Registry.**

After making the above choice, complete the following compulsory fields:

- Platform where you wish to operate:

- if you have declared to hold an ownership account in GSE's GO Registry¹, specify the **Platform on which you wish to operate** by selecting the Platform/s indicated in the market participation application, i.e. M-GO and/or PB-GO (GO Bulletin Board²);
- if you have declared to hold an ownership account in **one of the EECS Registries**³, **different from GSE's Registry**, your selection will be automatically valid only for the GO Bulletin Board⁴;

¹ GME will authorise the applicant to operate on the platform after checking whether he/she/it actually holds the ownership account in the national GO Registry that he/she/it has declared. Consequently, if an applicant has not yet been assigned with an ownership account by GSE but has declared to fulfil such requirement upon registration, he/she/it will not be authorised to operate in the M-GO and/or on the PB-GO, and/or on the GO Bulletin Board until GME has successfully verified the fulfilment of such requirement.

If, after being authorised to operate in the M-GO and/or on the PB-GO, the Participant wishes to operate on the GO Bulletin Board through an ownership account held in another EECS Registry, different from GSE's GO Registry, he/she/it will have to submit to GME a request for authorisation to operate on the GO Bulletin Board, after submitting a request for exclusion from the P-GO.

² It is worth pointing out that the authorisation to operate on the GO Bulletin Board will be deemed to have been automatically requested when the Participant has selected the authorisation to operate on the PB-GO.

³ If, after being authorised to operate on the GO Bulletin Board, the Participant wishes to operate thereon through an ownership account held in the national registry of GOs, he/she/it will have to submit to GME a request for authorisation to operate on the PB-GO. Indeed, if a party holds an ownership account in GSE's national GO Registry and wishes to operate on the GO Bulletin Board through such ownership account, he/she/it will have to submit a request for authorisation to operate on the PB-GO; after obtaining such authorisation, he/she/it will be automatically authorised to carry out activities on the GO Bulletin Board. Note that a party holding an ownership account in GSE's Registry may request to be authorised to operate in the M-GO as well.

After being authorised to operate with an ownership account held in GSE's national GO Registry, a Participant will lose his/her/its authorisation to operate on the GO Bulletin Board with the foreign account code originally assigned by GME.

⁴ If you hold an ownership account in another EECS Registry, different from GSE's Registry, you will be able to operate only on the GO Bulletin Board.

- **ISO code – VAT number:** enter the code of your country (drop-down menu) and your VAT number. If the taxpayer's number of the company matches its VAT number, enter the only available code in both fields;
- **Password:** select the password of the company; the password, to be memorised and kept confidential by the legal representative of the company, will be necessary for the subsequent registration of the access profile/s (para. 2.3 below) and for additional registrations of profiles, if any, in the future.
- **E-mail:** enter the e-mail address of the Legal Representative of the Company. This address will be used by the system for any requests for recovery of the Participant's and operating profile login details.
- **VAT scheme;**
- **Registered office;**
- **Legal representative/s;**
- **Bank details.**

Participants belonging to the administrations referred to in Article 1, para. 209 of Law no. 244 of 24 December 2007 (PA Participants) are required to select "YES" on the drop-down menu.

The system will enable the field of "codice IPA" (code assigned by *Indice delle Pubbliche Amministrazioni* – IPA, Index of Public Administration bodies), thus allowing Participants to enter it, if required.

In fact, the specification of the IPA code, required only for PA Participants, although optional, will be used for subsequent transmission of invoices to these Participants in the manner required by Law 244/2007 and related implementing provisions.

After completing all the fields, give your consent to the processing of your personal data and press "**Invia**" (submit) to enter your registration.

Figure 2

legale rappresentante o soggetto munito dei necessari poteri	
nome	<input type="text"/>
cognome	<input type="text"/>
indirizzo	<input type="text"/>
telefono	<input type="text"/>
fax	<input type="text"/>
e-mail	<input type="text"/>
coordinate bancarie	
IBAN	<input type="text"/>
BIC/SWIFT	<input type="text"/>
consenso per il trattamento dei dati	
<p>I dati acquisiti saranno utilizzati da GME S.p.A, Viale Maresciallo Pilsudski 122/124, 00197 Roma, anche con l'ausilio di mezzi elettronici e/o automatizzati, esclusivamente per lo svolgimento delle attività di GME S.p.A.. Tali dati potranno essere comunicati a società facenti parte del gruppo GSE S.p.A.. Il mancato consenso dell'interessato al loro trattamento comporterà l'impossibilità da parte di GME S.p.A di dar corso all' attività di validazione e di certificazione per consentire l'accesso alla piattaforma GO, ai sensi degli artt. 6 e ss. del Regolamento UE 679/2016.</p>	
<p>Preso atto dell'informativa di cui sopra, autorizzo il trattamento e la comunicazione dei miei dati da parte di GME S.p.A. nei limiti di quanto previsto dal sopraccitato Regolamento.</p>	
<p>autorizzo</p> <p><input type="checkbox"/></p> <p><input type="button" value="Invia"/></p>	


If your registration has been successful, you will get a summary report with the **ID Operatore** (Participant's identification code); this code, to be memorised and kept confidential by the legal representative of the company, will be necessary – together with the password – for the subsequent registration of the access profile/s (para. 2.3 below).

2.2 Registration of an individual

After receiving the notification of admission to the P-GO from GME and with a view to making transactions in the M-GO and/or registrations on the PB-GO, and/or operating on the GO Bulletin Board, the individual must register with the platform.

You may register through the "**Registrazione operatore**" (registration of the Participant – individual) link, available at www.mercatoelettrico.org, in the "The Markets/Access to GME's markets/P-GO/Access to the P-GO" section, and fill in the following form (Figure 3):

Figure 3


Piattaforma GO
Registrazione Operatore - Privato

v.20240226

requisiti di abilitazione operativa

Dichiaro di essere in possesso di almeno un conto attivo presso: *

Seleziona... ▼

Piattaforma sulla quale si vuole operare

Mercato
 Bilaterale
 Bacheca

dati anagrafici operatore

cognome

nome

codice fiscale

codice ISO - partita IVA ? -

Operatore PA (L.244/2007, art. 1, co. 209)?

codice IPA

Tipologia Fiscale

- OPERATORE EXTRA-UE - REGIME IVA EXTRA-COMUNITARIO (non-EU VAT Scheme)
IVA Vendite: 0% - IVA Acquisti: 0% - IVA Corrispettivi: 0%
- OPERATORE ITALIANO - REGIME IVA ORDINARIO
IVA Vendite: 0% - IVA Acquisti: 0% - IVA Corrispettivi: 22%
- OPERATORE ITALIANO - REGIME IVA ORDINARIO IN SPLIT PAYMENT PER NON-PA
IVA Vendite: 0% - IVA Acquisti: 0% - IVA Corrispettivi: 22%
- OPERATORE ITALIANO - REGIME IVA ORDINARIO IN SPLIT PAYMENT PER PA
IVA Vendite: 0% - IVA Acquisti: 0% - IVA Corrispettivi: 22%
- OPERATORE ITALIANO - REGIME IVA ORDINARIO PER CONTRIBUENTE MINIMO/FORFETARIO
IVA Vendite: 0% - IVA Acquisti: 0% - IVA Corrispettivi: 22%
- OPERATORE ITALIANO - REGIME IVA ORDINARIO PER ESPORTATORE ABITUALE
IVA Vendite: 0% - IVA Acquisti: 0% - IVA Corrispettivi: 0%
- OPERATORE UE - REGIME IVA COMUNITARIO (EU VAT Scheme)
IVA Vendite: 0% - IVA Acquisti: 0% - IVA Corrispettivi: 0%

Password: Mostra

Conferma Password: Mostra

sede legale

Indirizzo

comune

provincia

cap

nazione

In the first part of the form, specify whether you have an ownership account, by selecting whether you hold an ownership account in:

- the **GO Registry managed by GSE**,
- OR

- **another European Energy Certificate System (EECS) Registry, different from GSE's Registry.**

After making the above choice, complete the following compulsory fields:

- **Platform where you wish to operate:**

- if you have declared to hold an ownership account in GSE's GO Registry⁵, specify the **Platform on which you wish to operate** by selecting the platform/s indicated in the market participation application, i.e. M-GO and/or PB-GO (GO Bulletin Board⁶);
- if you have declared to hold an ownership account in **another EECS Registry⁷, different from GSE's Registry**, your selection will be automatically valid only for the GO Bulletin Board⁸;

- **ISO code – VAT number:** enter the code of your country (drop-down menu) and your VAT number;

- **Taxpayer's code:** enter your taxpayer's code;

⁵ GME will authorise the applicant to operate on the platform after checking whether he/she/it actually holds the ownership account in the national GO Registry that he/she/it has declared. Consequently, if an applicant has not yet been assigned with an ownership account by GSE but has declared to fulfil such requirement upon registration, he/she/it cannot be authorised to operate in the M-GO and/or on the PB-GO, and/or on the GO Bulletin Board until GME has successfully verified the fulfilment of such requirement.

If, after being authorised to operate in the M-GO and/or on the PB-GO, the Participant wishes to operate on the GO Bulletin Board through an ownership account held in another EECS Registry, different from GSE's GO Registry, he/she/it will have to submit to GME a request for authorisation to operate on the GO Bulletin Board, after submitting a request for exclusion from the P-GO.

⁶ It is worth pointing out that the authorisation to operate on the GO Bulletin Board will be deemed to have been automatically requested when the Participant has selected the authorisation to operate on the PB-GO.

⁷ If, after being authorised to operate on the GO Bulletin Board, the Participant wishes to operate thereon through an ownership account held in the national registry of GOs, he/she/it will have to submit to GME a request for authorisation to operate on the PB-GO. Indeed, if a party holds an ownership account in GSE's national GO Registry and wishes to operate on the GO Bulletin Board through such ownership account, he/she/it will have to submit a request for authorisation to operate on the PB-GO; after obtaining such authorisation, he/she/it will be automatically authorised to carry out activities on the GO Bulletin Board. Note that a party holding an ownership account in GSE's registry may request to be authorised to operate in the M-GO as well.

After being authorised to operate with an ownership account held in GSE's national GO Registry, a Participant will lose his/her/its authorisation to operate on the GO Bulletin Board with the foreign account code originally assigned by GME.

⁸ If you hold an ownership account in another EECS Registry, different from GSE's Registry, you will be able to operate only on the GO Bulletin Board.

- **Password:** select the password; the password, to be memorised and kept confidential by the individual, will be necessary for the subsequent registration of the access profile (para. 2.3).
- **E-mail:** enter the e-mail address of the individual. This address will be used by the system for any requests for recovery of the login details of the Participant and of the operating profile;
- **VAT scheme;**
- **Registered office;**
- **Bank details.**

After completing all the fields, give your consent to the processing of your personal data and press “**Invia**” (submit) to enter your registration.

Figure 4

coordinate bancarie	
IBAN	<input type="text"/>
BIC/SWIFT	<input type="text"/>
consenso per il trattamento dei dati	
I dati acquisiti saranno utilizzati da GME S.p.A, Viale Maresciallo Pilsudski 122/124, 00197 Roma, anche con l'ausilio di mezzi elettronici e/o automatizzati, esclusivamente per lo svolgimento delle attività di GME S.p.A.. Tali dati potranno essere comunicati a società facenti parte del gruppo GSE S.p.A.. Il mancato consenso dell'interessato al loro trattamento comporterà l'impossibilità da parte di GME S.p.A di dar corso all' attività di validazione e di certificazione per consentire l'accesso alla piattaforma GO, ai sensi degli artt. 6 e ss. del Regolamento UE 679/2016.	
Preso atto dell'informativa di cui sopra, autorizzo il trattamento e la comunicazione dei miei dati da parte di GME S.p.A. nei limiti di quanto previsto dal sopraccitato Regolamento.	
autorizzo	
<input type="checkbox"/>	
Invia	

If your registration has been successful, you will get a summary report with the **ID Operatore** (Participant's code); this code, to be memorised and kept confidential by the applicant, will be necessary - together with the password - for the subsequent registration of the access profile (para. 2.3 below).

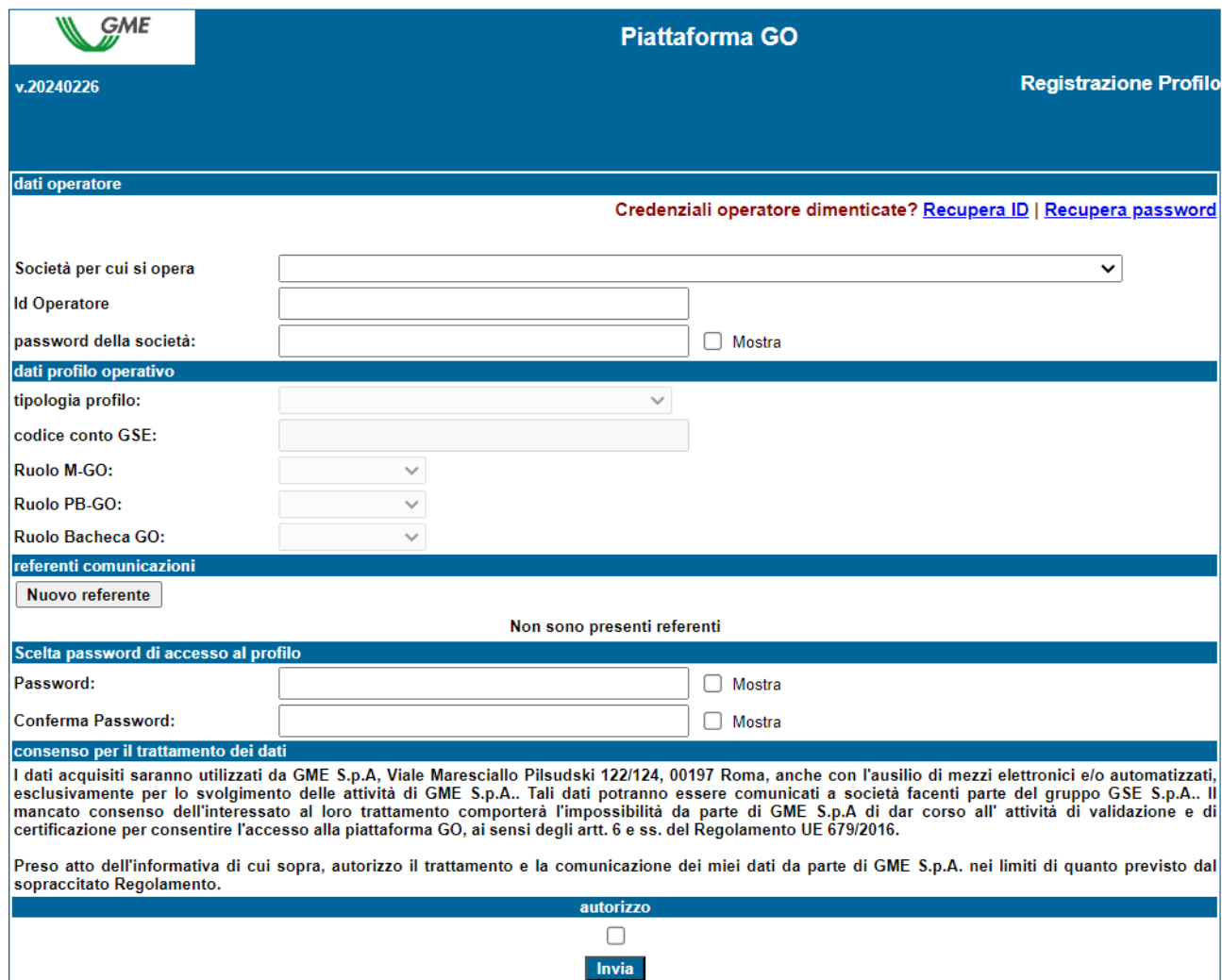
2.3 Registration of one or multiple profiles of access to the P-GO for a Participant holding one or multiple accounts in GSE's GO Registry

To access the M-GO and/or the PB-GO, and /or the GO Bulletin Board⁹, each company/individual that has been admitted to the P-GO must register his/her/its access profile, as specified in the participation application. If the Participant holds multiple ownership accounts in GSE's GO Registry, he/she/it must register each of the access profiles associated therewith.

To access the registration form (Figure 5), click on the “**Registrazione Profilo**” (registration of the profile) on the www.mercatoelettrico.org website, in the “The Markets/Access to GME's markets/P-GO” section.

⁹ If the applicant has selected to be authorised for the PB-GO, he/she/it will be automatically authorised for the GO Bulletin Board as well.

Figure 5



GME Piattaforma GO v.20240226 Registrazione Profilo

dati operatore [Credenziali operatore dimenticate?](#) [Recupera ID](#) | [Recupera password](#)

Società per cui si opera

Id Operatore

password della società: Mostra

dati profilo operativo

tipologia profilo:

codice conto GSE:

Ruolo M-GO:

Ruolo PB-GO:

Ruolo Bachecca GO:

referenti comunicazioni

Non sono presenti referenti

Scelta password di accesso al profilo

Password: Mostra

Conferma Password: Mostra

consenso per il trattamento dei dati

I dati acquisiti saranno utilizzati da GME S.p.A, Viale Maresciallo Pilsudski 122/124, 00197 Roma, anche con l'ausilio di mezzi elettronici e/o automatizzati, esclusivamente per lo svolgimento delle attività di GME S.p.A.. Tali dati potranno essere comunicati a società facenti parte del gruppo GSE S.p.A.. Il mancato consenso dell'interessato al loro trattamento comporterà l'impossibilità da parte di GME S.p.A di dar corso all' attività di validazione e di certificazione per consentire l'accesso alla piattaforma GO, ai sensi degli artt. 6 e ss. del Regolamento UE 679/2016.

Preso atto dell'informativa di cui sopra, autorizzo il trattamento e la comunicazione dei miei dati da parte di GME S.p.A. nei limiti di quanto previsto dal sopracitato Regolamento.

autorizzo

To register the profile, both companies and individuals must fill in the registration form (compulsory fields). Before filling in the registration form, enter the **ID Operatore** (Participant's identification code) issued by the system at the end of the registration of the Participant (company or individual) and the selected Participant's **Password** (see para. 2.1 or para. 2.2 above).

During registration, specify:

- **Type of access profile**¹⁰: “impresa di vendita” (selling company) and/or “Produttore” (producer) and/or “Trader” and/or “Utente del dispacciamento in prelievo” (withdrawal dispatching user) and/or “Gestore impianto distribuzione stradale” (road distribution system operator);
- **GSE’s account code**: enter the GO ownership account assigned by GSE for the access profile/s;
- **Contact person** (compulsory field): click on “**Nuovo referente**” (new contact person) and enter the data of the contact person specified in the P-GO participation application, i.e. the person to which communications, including those concerning the operational management of the platform, are to be sent.
You may register multiple persons, if specified in the P-GO application form, by clicking on “Nuovo Referente” (new contact person) again.
- the **Role** to be associated with the single profile of access to the M-GO and/or PB-GO (GO Bulletin Board¹¹):
 - a) **General**: if you have this access profile, you may carry out any type of operation on the selected platform in accordance with the operating criteria assigned to this access profile¹²;
 - b) **Viewer**: if you have this access profile, you are only authorised to view the data available on the selected platform.

¹⁰ These are the access (or operating) profiles that GSE activated in the GO Registry and to which GSE assigned the related operating criteria in accordance with the document *DM GARANZIE DI ORIGINE – Regole Applicative - v.1 (novembre 2023)* that it adopted pursuant to article 17, para.1 of Decree of the Minister of Environment and Energy Security no. 224 of 14 July 2023. These Rules (hereafter GSE’s Application Rules) are posted on GSE’s website www.gse.it.

¹¹ With regard to the PB-GO, note that: 1) whatever the choice between “general” and “viewer”, the role automatically assigned to Participants in the GO Bulletin Board will always be “general”; and 2) all the profiles authorised to operate on the GO Bulletin Board will share the same information as the Participant. Therefore, the different roles/access profiles will be maintained only on the PB-GO and in the M-GO.

¹² See note 10.

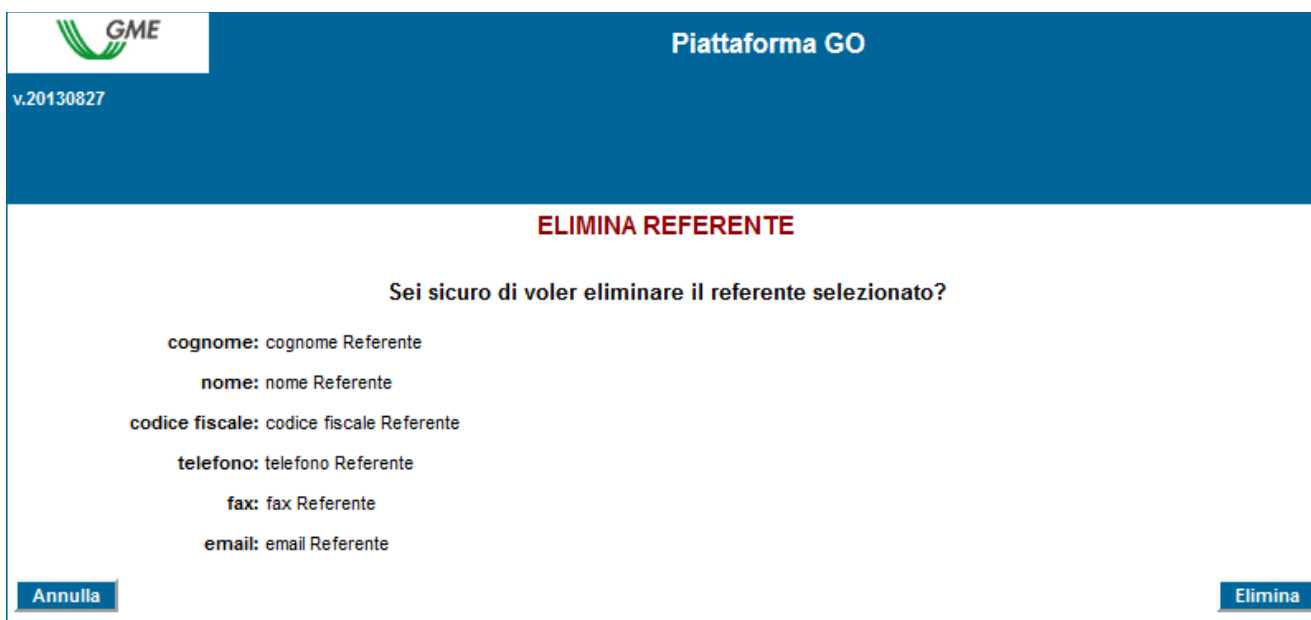
Figure 6



The screenshot shows the 'Piattaforma GO' web interface. At the top left is the GME logo and the version number 'v.20130827'. The main header is 'Piattaforma GO'. Below the header, the title 'INSERISCI NUOVO REFERENTE' is displayed in red. The form contains several input fields: 'cognome:', 'nome:', 'codice fiscale:', 'telefono:', 'fax:', and 'email:'. At the bottom left is an 'Annulla' button and at the bottom right is an 'Inserisci' button.

If you wish to delete an incorrectly entered contact person, press the “Elimina” (delete) button on the right side of the section (Figure 7).

Figure 7



The screenshot shows the 'Piattaforma GO' web interface. At the top left is the GME logo and the version number 'v.20130827'. The main header is 'Piattaforma GO'. Below the header, the title 'ELIMINA REFERENTE' is displayed in red. The main text asks 'Sei sicuro di voler eliminare il referente selezionato?'. Below this, the details of the selected referent are listed: 'cognome: cognome Referente', 'nome: nome Referente', 'codice fiscale: codice fiscale Referente', 'telefono: telefono Referente', 'fax: fax Referente', and 'email: email Referente'. At the bottom left is an 'Annulla' button and at the bottom right is an 'Elimina' button.

The **password** selected upon registration of the operating profile will be necessary for access to the market sessions and/or to the bilaterals platform, and/or to the GO Bulletin Board through such profile.

After completing all the fields and giving your consent to the processing of your personal data, press the “**Invia**” (submit) button to enter the registration. If the registration has been successful, the system will issue the profile ID; this profile will be necessary, together with the selected password, to access the P-GO through such access profile.

The registration of the Participant (company or individual) and of the access profile on the platform must be subsequently validated by GME.

The legal representative of the company or the individual must memorise and keep the **profile ID** and the respective **password** confidential.

Through these credentials, you may:

- 1) access the finance management form;
- 2) access the platform for registration of bilateral transactions (if the Participant is authorised to operate on the PB-GO as well);
- 3) access the GO Bulletin Board (if the Participant is authorised to operate thereon);
- 4) access the market sessions (M-GO);
- 5) view the market statistics (M-GO).

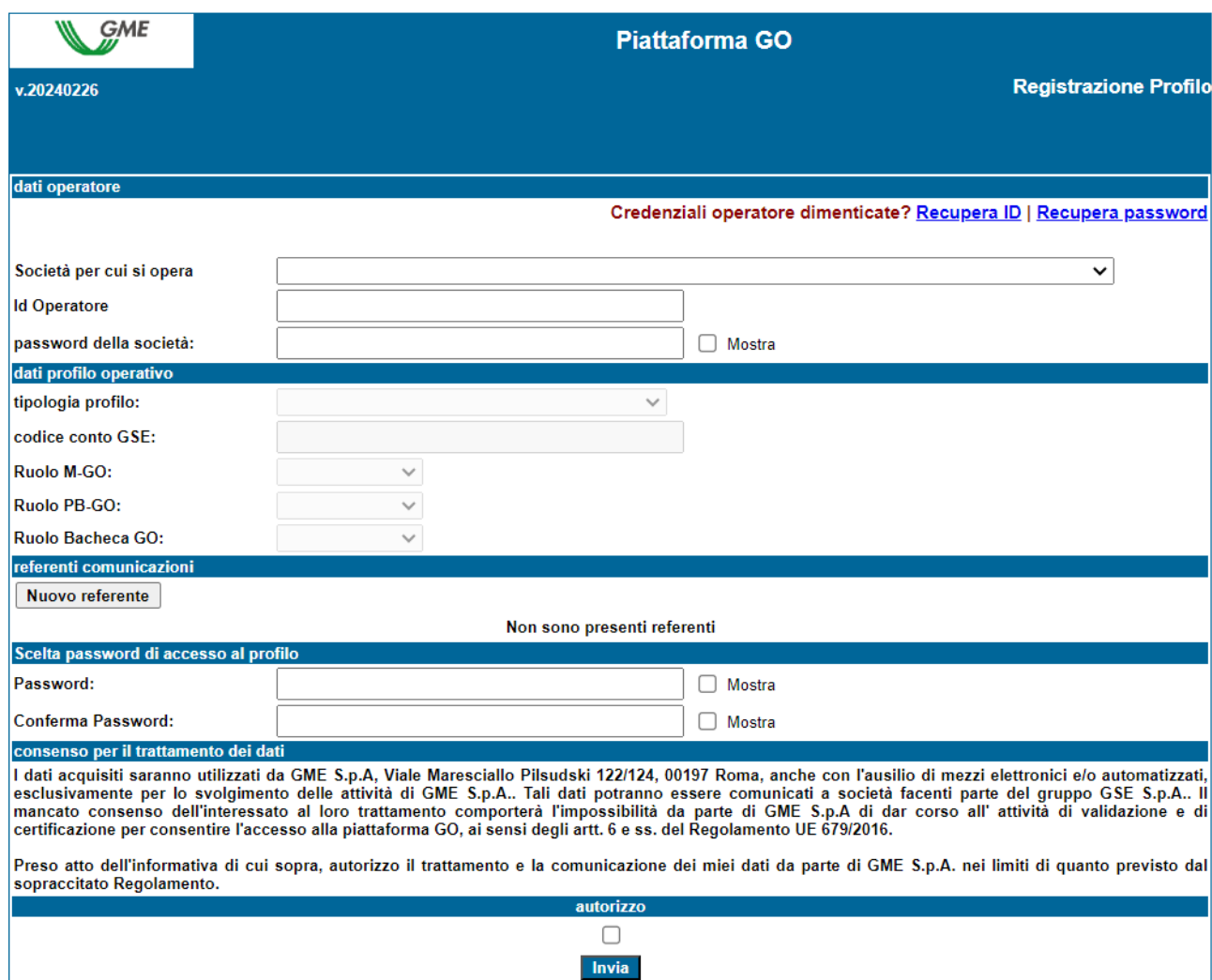
The possible revocation of the Participant’s or individual’s authorisation (Participant’s ID and password) will involve the concurrent revocation of the authorisation of all the profiles associated with it (Profile ID and Password).

2.4 Registration of the profile of access to the P-GO for a Participant holding an ownership account in another EECS Registry

To access the GO Bulletin Board, each company/individual that has obtained admission to the P-GO must register his/her/its access profile (“foreign operating profile”).

To access the registration form (Figure 5), click on the “**Registrazione Profilo**” (registration of the profile) on the www.mercatoelettrico.org website, in the “The Markets/Access to GME’s markets/P-GO” section.

Figure 5



The screenshot shows the registration form for the GME Piattaforma GO. The page title is "Piattaforma GO" and the current page is "Registrazione Profilo". The version number is v.20240226.

dati operatore

Credenziali operatore dimenticate? [Recupera ID](#) | [Recupera password](#)

Società per cui si opera: [dropdown menu]

Id Operatore: [text input]

password della società: [text input] Mostra

dati profilo operativo

tipologia profilo: [dropdown menu]

codice conto GSE: [text input]

Ruolo M-GO: [dropdown menu]

Ruolo PB-GO: [dropdown menu]

Ruolo Bacheca GO: [dropdown menu]

referenti comunicazioni

Non sono presenti referenti

Scelta password di accesso al profilo

Password: [text input] Mostra

Conferma Password: [text input] Mostra

consenso per il trattamento dei dati

I dati acquisiti saranno utilizzati da GME S.p.A, Viale Maresciallo Pilsudski 122/124, 00197 Roma, anche con l'ausilio di mezzi elettronici e/o automatizzati, esclusivamente per lo svolgimento delle attività di GME S.p.A.. Tali dati potranno essere comunicati a società facenti parte del gruppo GSE S.p.A.. Il mancato consenso dell'interessato al loro trattamento comporterà l'impossibilità da parte di GME S.p.A di dar corso all' attività di validazione e di certificazione per consentire l'accesso alla piattaforma GO, ai sensi degli artt. 6 e ss. del Regolamento UE 679/2016.

Preso atto dell'informativa di cui sopra, autorizzo il trattamento e la comunicazione dei miei dati da parte di GME S.p.A. nei limiti di quanto previsto dal sopracitato Regolamento.

autorizzo

To register a foreign operating profile, both companies and individuals must fill in the registration form (compulsory fields). Before filling in the registration form, enter the **ID Operatore** (Participant’s identification code) issued by the system at the end of the registration of the Participant (company or individual) and the selected Participant’s **Password**.

During registration, specify only:

- **Contact person** (compulsory field): click on “**Nuovo referente**” (new contact person) and enter the data of the contact person specified in the P-GO participation application, i.e. the person to which communications, including those concerning the operational management of the platform (Figure 6) , are to be sent.

You may register multiple persons, if specified in the P-GO application form, by clicking on “Nuovo Referente” (new contact person) again.

The role automatically attributed to a foreign operating profile on the GO Bulletin Board will always be “general”.

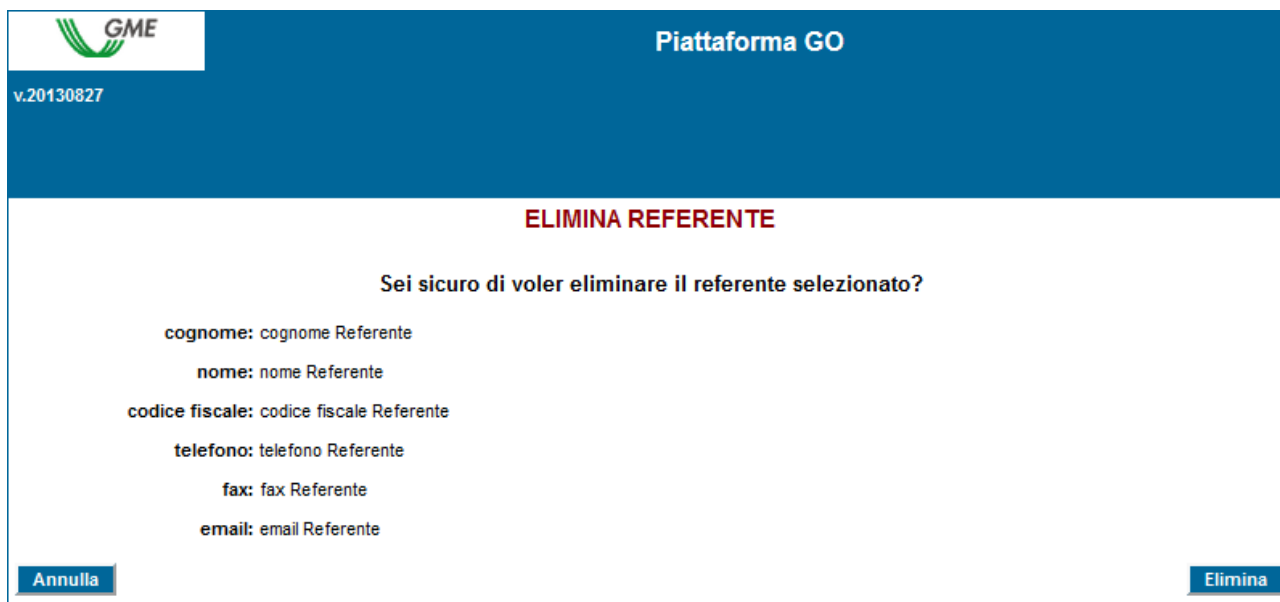
Figure 6



The screenshot shows the 'Piattaforma GO' interface. At the top left is the GME logo and the version number 'v.20130827'. The main header is 'Piattaforma GO'. Below this is a section titled 'INSERISCI NUOVO REFERENTE' in red. The form contains several input fields: 'cognome:', 'nome:', 'codice fiscale:', 'telefono:', 'fax:', and 'email:'. At the bottom left is an 'Annulla' button and at the bottom right is an 'Inserisci' button.

If you wish to delete an incorrectly entered contact person, press the “Elimina” (delete) button on the right side of the section (Figure 7).

Figure 7



GME Piattaforma GO
v.20130827

ELIMINA REFERENTE

Sei sicuro di voler eliminare il referente selezionato?

cognome: cognome Referente
nome: nome Referente
codice fiscale: codice fiscale Referente
telefono: telefono Referente
fax: fax Referente
email: email Referente

Annulla Elimina

The **password** selected upon registration of the operating profile will be necessary for access only to the GO Bulletin Board through such profile.

After completing all the fields and giving your consent to the processing of your personal data, press the “**Invia**” (submit) button to enter the registration. If the registration has been successful, the system will issue the profile ID; this profile will be necessary, together with the selected password, to access the P-GO through such access profile.

The registration of the Participant (company or individual) and of the access profile on the platform must be subsequently validated by GME. After validation, the foreign operating profile will be associated with a foreign account code.

The possible revocation of the Participant’s or individual’s authorisation (Participant’s ID and password) will involve the concurrent revocation of the authorisation of all the profiles associated with it (Profile ID and Password).

2.5 Recovery of the Participant's and operating profile login details

The GO Platform makes it possible to recover the login details (ID and/or Password) of the Participant and of the operating profile.

The Participant's login details may be recovered by accessing the registration form of the operating profile, through the appropriate options.



The screenshot shows the "Piattaforma GO" registration page. At the top left is the GME logo and the version number "v.20240226". The page title is "Piattaforma GO" and the current section is "Registrazione Profilo". Below the title bar, there is a section for "dati operatore" with a link "Credenziali operatore dimenticate? [Recupera ID](#) | [Recupera password](#)". The form includes fields for "Società per cui si opera" (a dropdown menu), "Id Operatore", "password della società:" (with a "Mostra" checkbox), and a section for "dati profilo operativo" with fields for "tipologia profilo:" (dropdown), "codice conto GSE:", "Ruolo M-GO:", "Ruolo PB-GO:", and "Ruolo Barcheca GO:" (all dropdown menus).

In the "Credenziali operatore dimenticate?" section, click on the "Recupera ID" link to recover the Participant's ID.


On the page that appears, select the desired Participant from the list and enter the e-mail address indicated during registration of the Participant, of the legal representative (or of the individual). Finally, click on the "Recupera ID Operatore". The identifier to access the GO Platform will be indicated in the e-mail sent to the Legal Representative (or individual).

In the "Credenziali operatore dimenticate?" section, click on the "Recupera password" link to recover the Participant's Password.

On the page that appears, select the desired Participant from the list and enter the e-mail address indicated during registration of the Participant, of the legal representative (or of the individual). Finally, click on the "Recupera password operatore" button. In the e-mail sent to the legal representative (or individual), click on the "CHANGE PASSWORD" button/link. You will be redirected to a password reset page, which will be valid for 24 hours.

You can then enter the new password chosen, confirm it, and save it by clicking on the "Salva" button. Once the procedure has been successfully completed, you will be redirected back to the registration area of the operating profile.

The operating profile login details are recovered by accessing the login area of the operating profile, through the appropriate options.

	Piattaforma GO	Login
v.20210406		
Calendario delle sessioni del Mercato GO		
Giugno 2020 nei giorni: 25 Luglio 2020 nei giorni: 30 Agosto 2020 nei giorni: 27 Settembre 2020 nei giorni: 24		
Durata delle sessioni: dalle ore 9.00 alle ore 12.00		
I prezzi da inserire nelle proposte di acquisto e di vendita dovranno essere AL NETTO DELL'IVA.		
ATTENZIONE!		
Comunicazione urgente - modalità invio documentazione al GME Urgent Communication - Transmission of documents to GME		
Credenziali profilo operativo dimenticate? Recupera ID Recupera password		
Id profilo:	<input type="text"/>	
Password	<input type="password"/>	<input type="checkbox"/> Mostra
Login		

In the "Credenziali profilo operativo dimenticate?" section, click on the "Recupera ID" link to recover the operating profile ID.

On the page that appears, select the Participant and the type of operating profile desired from the lists¹³ and enter the e-mail address indicated during registration of the Participant, the legal representative (or the individual). Finally, click on the "Recupera ID profilo operativo" button. The identifier to access the GO Platform will be indicated in the e-mail sent to the Legal Representative (or individual).

In the "Credenziali profilo operativo dimenticate?" section, click on the "Recupera password" link to recover the password of the operating profile.

On the page that appears, select the Participant and the type of operating profile desired from the lists¹⁴ and enter the e-mail address indicated during registration of the Participant, the legal representative (or the individual). Finally, click on the "Recupera password profilo operativo" button.

In the e-mail sent to the legal representative (or individual), click on the "CHANGE PASSWORD" button/link. You will be redirected to a password reset page, which will be valid for 24 hours.

You can then enter the new password chosen¹⁵, confirm it and save it by clicking on the "Salva" (save) button. Once the procedure has been successfully completed, you will be redirected back to the login area of the operating profile.

¹³ If a Participant holds an account in another EECS Registry, different from GSE's Registry, he/she/it will be authorised to operate only on the GO Bulletin Board; consequently, the type of operating profile should not be selected.

¹⁴ If a Participant holds an account in one of the EECS Registries, different from GSE's Registry, he/she/it will be authorised to operate only on the GO Bulletin Board; consequently, the type of operating profile should not be selected.

¹⁵ The new password of the operating profile will have a duration of 6 months, at the end of which the platform will automatically redirect the user to a mandatory password change page. Furthermore, the new password entered must comply with the following criteria:

- it must be composed of at least 8 alphanumerical characters;
- it must contain at least one lowercase letter (a-z), one uppercase letter (A-Z) and one number (0-9);
- it must not contain spaces;

3. MARKET SESSIONS

3.1 Trading in the M-GO

The sessions of the GO market take place from 9:00 to 12:00 of the days posted on GME’s website.

The data about each Market Participant is communicated by GSE on the day before the one of each session and it will produce its effects in the session to which such data refers. The system does not allow Participants holding an inactive account with GSE to participate in the M-GO sessions.

Participation in a market session takes place separately for each of the access profiles through which the Participant has been registered with the market under para. 2.3 above. Therefore, if the Participant has multiple access profiles, participation in the M-GO may take place only for each access profile.¹⁶

Each access profile may trade in the M-GO under the related operating criteria defined in the document *DM GARANZIE DI ORIGINE – Regole Applicative - v.1 (novembre 2023)* posted on GSE’s website www.gse.it and summarised as follows:

- **“Produttore”** (producer) → he/she/it may buy and sell all types of GO that are tradable in the M-GO;

Hydro	Wind	Solar	Geothermal	Bio	Other	Gas Transport exportable	Gas Transport not exportable	Gas Other uses exportable	Gas Other uses not exportable	Gas Electricity
-------	------	-------	------------	-----	-------	--------------------------------	---------------------------------------	------------------------------------	--	--------------------

- **“Impresa di vendita”** (selling company) → it may buy and sell all types of GO that are tradable in the M-GO;

- it cannot be the same as any of the latest 5 passwords used.

¹⁶ See note 10.

Hydro	Wind	Solar	Geothermal	Bio	Other	Gas Transport exportable	Gas Transport not exportable	Gas Other uses exportable	Gas Other uses not exportable	Gas Electricity
-------	------	-------	------------	-----	-------	--------------------------------	---------------------------------------	------------------------------------	--	--------------------

- **“Trader”** → he/she/it may buy and sell all types of GO that are tradable in the M-GO;

Hydro	Wind	Solar	Geothermal	Bio	Other	Gas Transport exportable	Gas Transport not exportable	Gas Other uses exportable	Gas Other uses not exportable	Gas Electricity
-------	------	-------	------------	-----	-------	--------------------------------	---------------------------------------	------------------------------------	--	--------------------

- **“Utente del dispacciamento in prelievo”** (withdrawal dispatching user) → he/she/it may only buy all types of GO for electricity that are tradable in the M-GO;

Hydro	Wind	Solar	Geothermal	Bio	Other
-------	------	-------	------------	-----	-------

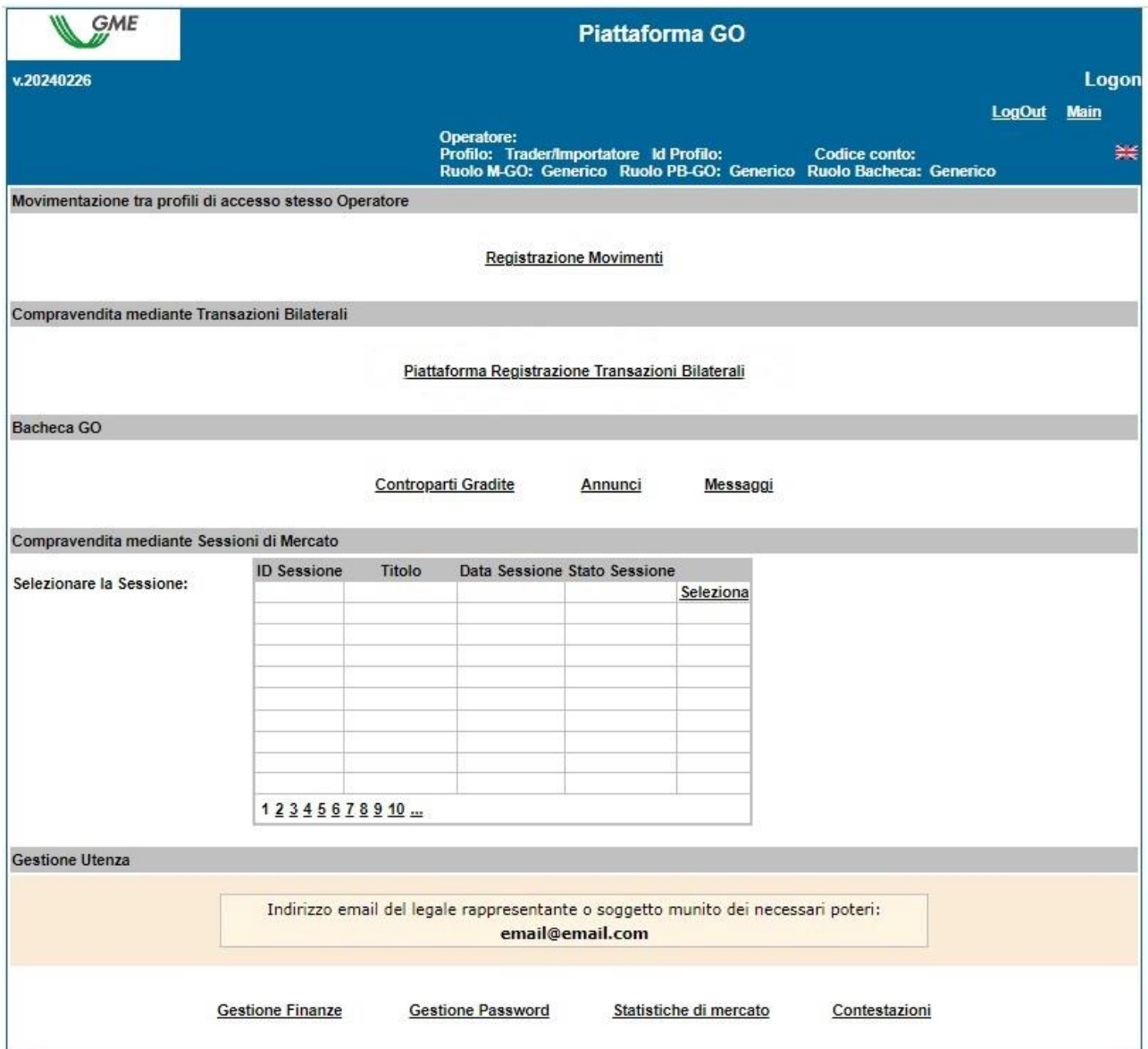
- **“Gestore impianto distribuzione stradale”** (road distribution system operator) → he/she/it may only buy and sell the types of GO “Gas Transport exportable” and “Gas Transport not exportable” that are tradable in the M-GO.

Gas Transport exportable	Gas Transport not exportable
--------------------------------	------------------------------------

To this end, select the **“Sessioni di mercato”** (market sessions) link available at www.mercatoelettrico.org, in the “The Markets/Access to GME’s markets/P-GO” section and enter the **ID Profilo** (profile ID) and the related **password**.

During the opening time of the market, the current session will have the **“Aperta”** (open) status.

Figure 8



Piattaforma GO

v.20240226 Logon

[LogOut](#) [Main](#)

Operatore:
 Profilo: Trader/Importatore Id Profilo: Codice conto:
 Ruolo M-GO: Generico Ruolo PB-GO: Generico Ruolo Bachecca: Generico

Movimentazione tra profili di accesso stesso Operatore

[Registrazione Movimenti](#)

Compravendita mediante Transazioni Bilaterali

[Piattaforma Registrazione Transazioni Bilaterali](#)

Bachecca GO

[Controparti Gradite](#) [Annunci](#) [Messaggi](#)

Compravendita mediante Sessioni di Mercato

Selezionare la Sessione:

ID Sessione	Titolo	Data Sessione	Stato Sessione	Selezione

1 2 3 4 5 6 7 8 9 10 ...

Gestione Utente


Indirizzo email del legale rappresentante o soggetto munito dei necessari poteri:
email@email.com

[Gestione Finanze](#) [Gestione Password](#) [Statistiche di mercato](#) [Contestazioni](#)

Figure 9 shows the market access form.

Prices are not real.

Figure 9


Piattaforma GO

Imposta refresh: 7 secondi

Visualizza Tipologia: Tutti
— seleziona mese —

Operatore:
 Profilo: Produttore Id Profilo: Codice conto:
 Ruolo M-GO: Generico Ruolo PB-GO: Generico

[LogOut](#) [Main](#)

Sessione di Mercato Aperta

Sessione: , data: , Ora apertura: , Ora chiusura:
 Prezzo di riferimento: €/MWh - Taglia Certificato 1 MWh

Prezzo di scambio min:	Ultime transazioni:	Quantità scambiata:
-	1) -	0
Prezzo di scambio max:	2) -	
-	3) -	

Log Transazioni
Nuova Offerta

Book Negoziazioni

Acquisti			Vendite		
Tipologia	Quantità Certificati	Prezzo (€/MWh)	Prezzo (€/MWh)	Quantità Certificati	Tipologia
2022_GasTrasportiNonEsportabile_Febbraio	25	1,00	1,00	50	2022_Solare_Ottobre
2022_Bio_Febbraio	5	1,00	1,00	100	2023_Eolico_Giugno

Book Personale

Acquisti				Vendite				
	Id	Tipologia	Quantità Certificati	Prezzo (€/MWh)	Prezzo (€/MWh)	Quantità Certificati	Tipologia	Id
Modifica		2022_Bio_Febbraio	5	1,00	1,00	50	2022_Solare_Ottobre	Modifica
					1,00	100	2023_Eolico_Giugno	Modifica

Transazioni Eseguite

Id	Operazione eseguita	Tipologia	Quantità Certificati	Prezzo (€/MWh)	Controvalore (€)	Data/Ora Operazione
	Vendita	2022_Bio_Novembre	8	1,00	8,00	
	Vendita	2022_Geotermoelettrico_Dicembre	1000	1,00	1000,00	
	Vendita	2023_Altro_Marzo	39	1,00	39,00	
	Vendita	2023_Eolico_Febbraio	30	1,00	30,00	
	Vendita	2023_GasTrasportiNonEsportabile_Gennaio	200	1,00	200,00	

tipologia	q.tà	D
2022_Bio_Novembre	372000	1001015
2022_Bio_Ottobre	391908	
2022_Bio_Settembre	406807	
2022_Geotermoelettrico_Dicembre	244008	
2022_Geotermoelettrico_Novembre	230008	
2022_Geotermoelettrico_Ottobre	210008	

Proposte respinte

Id	Tipologia	Prezzo (€/MWh)	Quantità Certificati	Tipo
	2022_Idroelettrico_Gennaio	1,00	200	Vendita dettagli

The data of the form is automatically updated; to freeze the form, select “Non aggiornare” (do not update) in the “**Imposta refresh**” (set refresh) box in the top left part of the form (Figure 9).

By default, the form will display all the buy and sell orders that are present at that time in the market, whatever the type of GOs involved.

The types of GO that are tradable in the M-GO, indicated in Technical Rule no. 06 P-GO, are further classified on the basis of the related production periods.

In the M-GO, each production period consists of a production month/year pair.

In the order books, the GOs for electricity are distinguished by energy source and production period (year and month) and are shown as follows: “**AnnoProduzione_FonteEnergetica_MeseProduzione**” (ProductionYear_Energy Source_ProductionMonth).

In the order books, the GOs for gas, including biomethane, are distinguished by use and production period (year and month) and are shown as follows: “**AnnoProduzione_destinazione d’uso_MeseProduzione**” (ProductionYear_Use_ProductionMonth). In the case GOs for “Gas Transport” and “Gas Other Uses”, their uses specify whether the GO is exportable or not exportable; therefore, in the order books, these GOs are shown as follows: “**AnnoProduzione_destinazione d’uso esportabile_MeseProduzione**” (ProductionYear_Use Exportable_ProductionMonth) or “**AnnoProduzione_destinazione d’uso non esportabile_MeseProduzione**” (ProductionYear_Use Not Exportable_Production Month).



Visualizza Tipologia:
2023_Eolico
Marzo

Through two drop-down menus (view type – wind), you may select the type of GO and the related production period, choosing (in the first menu) the

production year and the energy source (GOs for electricity), or the use (GOs for gas, including the exportable/not exportable specification only for GOs gas transport and GOs other uses), and the production month (in the second menu).

All the GOs tradable on the P-GO are valid for 12 months, beginning in the month of production of the related energy unit¹⁷.

For each selected type and production period, the top part of the form displays the following general data:

- the reference price of the previous session (average price per MWh, weighted for the related volumes, of all transactions carried out during a given session of the M-GO);
- the prices of the latest three transactions concluded;
- the minimum and maximum price of the transactions concluded in the market until that time;
- the volume of GOs traded until that time.

3.1.1 M-GO order book

Figure 10

Book Negoziations					
Acquisti			Vendite		
Tipologia	Quantità Certificati	Prezzo (€ /MWh)	Prezzo (€/MWh)	Quantità Certificati	Tipologia
2022_GasTrasportiNonEsportabile_Febbraio	25	1,00	1,00	50	2022_Solare_Ottobre
2022_Bio_Febbraio	5	1,00	1,00	100	2023_Eolico_Giugno

The “**Book Negoziations**” (order book) displays the **trading orders**, ranked by price priority and, in case of equal price, by time of entry.

The data shown for each order is as follows:

- **Type of GOs**¹⁸ and related production period (production month and year);

¹⁷ For example: Trading Period GOs Production December 2023 → from 1 Dec. 2023 to 31 Dec. 2024.

¹⁸ distinguished by energy source (GOs for electricity) or use (GOs for gas, including the exportable/not exportable specification only for GOs gas transport and GOs gas other uses).

- **Volume** of GOs;
- **Price** for each GO (excluding VAT).

Visualizza Tipologia:

2023_Eolico
▼

Marzo
▼

Through the drop-down menus (display type: wind), you may view all the trading orders entered into the order book for the selected type of GOs and production period.

3.1.2 M-GO personal order book

In the central part of the form (Figure 9), you may see the **Book personale** (personal order book), showing the trading orders of the current profile, entered during the current market session and not yet matched.

These orders are highlighted in blue in the order book.

For each entered order, the table will show one row with the following data (Figure 11):

- **Type of GOs**¹⁹ and related production period (production month and year);
- **Volume** of GOs covered by the entered order;
- **Price** for each GO (excluding VAT).

Figure 11

Book Personale									
Acquisti					Vendite				
	Id	Tipologia	Quantità Certificati	Prezzo (€/MWh)	Prezzo (€/MWh)	Quantità Certificati	Tipologia	Id	
Modifica		2022_Bio_Febbraio	5	1.00	1.00	50	2022_Solare_Ottobre		Modifica
					1.00	100	2023_Eolico_Giugno		Modifica

¹⁹ distinguished by energy source (GOs for electricity) or use (GOs for gas, including the exportable/not-exportable specification only for GOs gas transport and GOs gas other uses).

By selecting the “**Modifica**” (change) link, you may delete the entered order or change its volume and/or price. If you press “**Annulla**” (cancel), no change will be made to the order (Figure 12).

Figure 12



3.1.3 Executed transactions

Below the personal order book (Figure 9), you will see a list of **transactions executed** by the Participant through his/her/its access profile during the market session.

Figure 13

Transazioni Eseguite						
Id	Operazione eseguita	Tipologia	Quantità Certificati	Prezzo (€/MWh)	Controvalore (€)	Data/Ora Operazione
	Vendita	2022_Altro_Agosto	40	1,00	40,00	
	Vendita	2022_Altro_Aprile	80	1,00	80,00	
	Vendita	2022_Altro_Febbraio	45	1,00	45,00	
	Vendita	2022_Altro_Giugno	45	1,00	45,00	
	Vendita	2022_Altro_Luglio	40	1,00	40,00	

3.2 Entry of orders into the M-GO

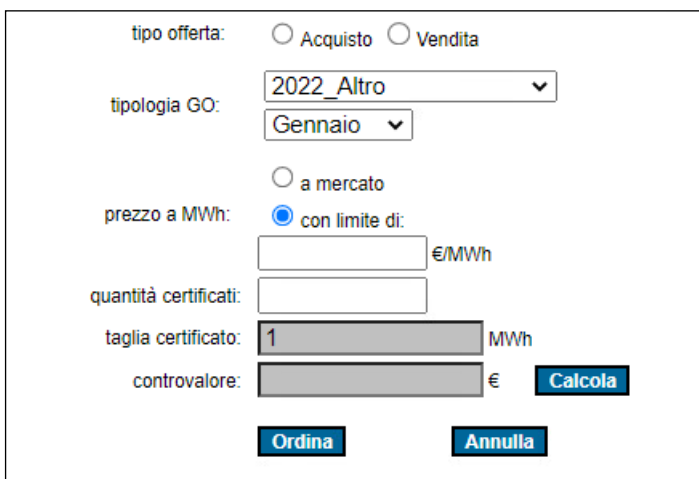
To enter a buy or sell order into the market through your profile²⁰, click on “**Nuova Offerta**” (new order) (top left - Figure 9).

²⁰ See note 10.

In the order entry form (Figure 14), complete the following fields:

- **Type of order:** purchase or sale;
- **Type of GOs²¹** and related production period, by selecting (in two drop-down menus):
 - year and energy source or use with exportability specification, if any;
 - production month;
- **Price per MWh** (excluding VAT), specified with two decimals. The price may have the following values:
 - a) **with price limit**
 The specified price is the lower limit for sell orders and the upper limit for buy orders at which the matching is done;
 - b) **market price** (i.e. without price limit)
 The orders are matched with the best orders of opposite sign entered into the order book, pursuant to the P-GO Rules.
- **Volume of GOs.** The minimum tradable volume is equal to 1 GO.

Figure 14



tipo offerta: Acquisto Vendita
 tipologia GO: 2022_Altro
 Gennaio
 prezzo a MWh: a mercato con limite di:
 € / MWh
 quantità certificati:
 taglia certificato: 1 MWh
 controvalore: €

²¹ distinguished by energy source (GOs for electricity) or use (GOs for gas, including the exportable/not exportable specification only for GOs gas transport and GOs gas other uses).

By clicking on **Ordina** (submit), you will get a summary report with the value of the order **including VAT**, where applicable; after checking the data, give your final confirmation of the order by clicking on **Ordina** (submit) again.

By pressing **Annulla** (cancel), you will go back to the main screen of the session.

If you click on the row with the best buy or sell order in the order book (highlighted in grey when passing the mouse over it – Figure 15, “Acquisti” – purchases - column), you may view a new order form, automatically completed with the data of the selected order, but with an opposite sign, and you may confirm or cancel such order.

Figure 15

Book Negoziations					
Acquisti			Vendite		
Tipologia	Quantità Certificati	Prezzo (€ /MWh)	Prezzo (€/MWh)	Quantità Certificati	Tipologia
2022_GasTrasportiNonEsportabile_Febbraio	25	1,00	1,00	50	2022_Solare_Ottobre
2022_Bio_Febbraio	5	1,00	1,00	100	2023_Eolico_Giugno

Click per predisposizione offerta di vendita

Buy and sell orders are not matched if they are entered by the same Participant, both through the same access profile and through different access profiles.

The rejected orders are shown in the “**Proposte respinte**” (rejected orders) section.

Proposte respinte					
Id	Tipologia	Prezzo (€/MWh)	Quantità Certificati	Tipo	
	2022_Altro_Dicembre	1,00	150	Vendita	dettagli

The initial deposit and the GOs available for the current profile are updated in real time as a result of purchases and sales made during the market session. The system will only display the GOs whose availability in real time is greater than zero (Figure 16).

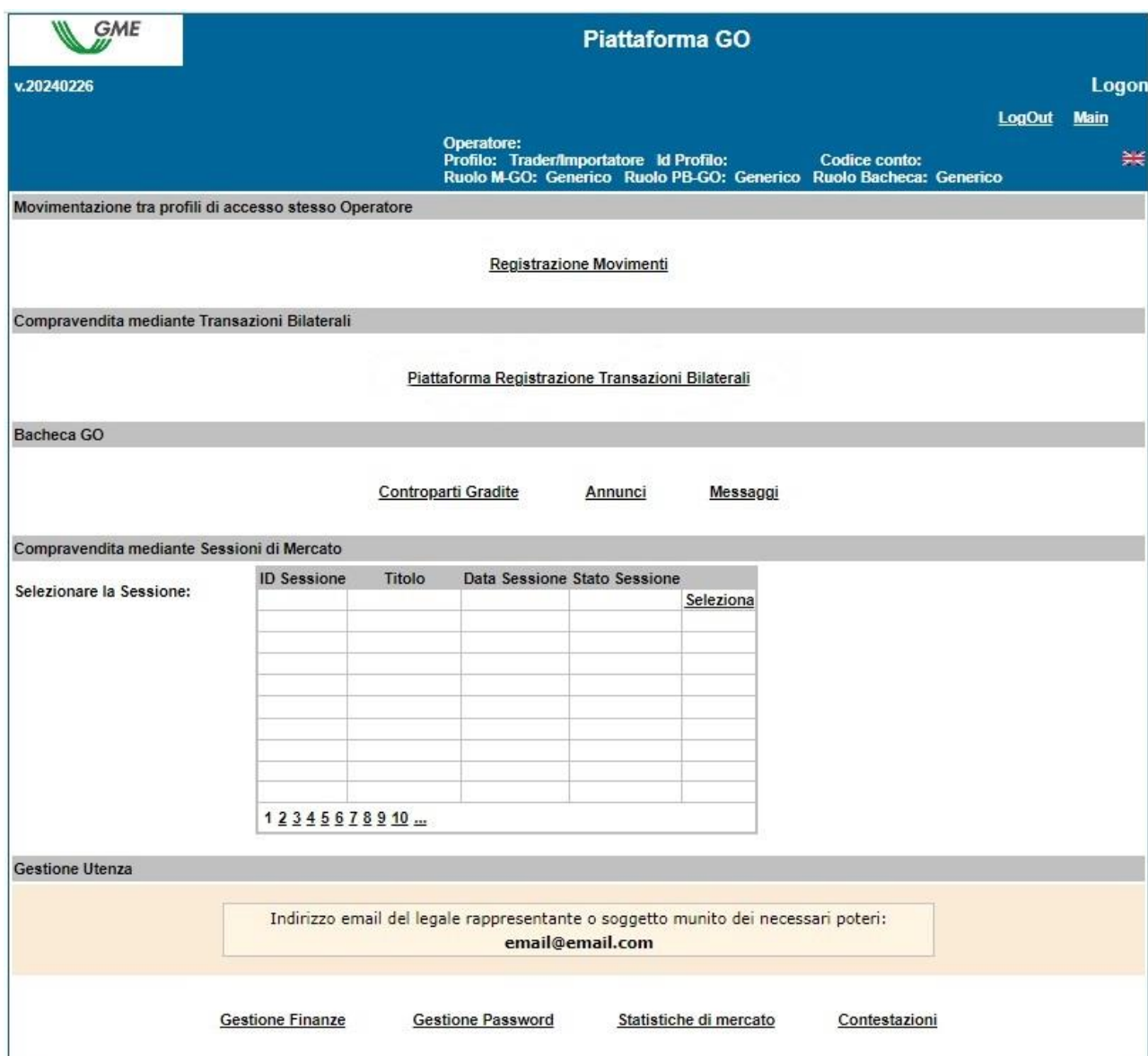
Figure 16

tipologia	q.tà	Deposito Op
2022_Altro_Agosto	352	1000845,00
2022_Altro_Aprile	724	
2022_Altro_Febbraio	405	
2022_Altro_Giugno	408	
2022_Altro_Luglio	360	
2022_Altro_Maggio	410	

3.3 M-GO reports

To view reports about the market sessions, select the session (Figure 17) and the report of your interest.

Figure 17



The screenshot displays the Piattaforma GO interface. At the top left is the GME logo and version v.20240226. The top right contains a 'Logon' button and links for 'LogOut' and 'Main'. The user's profile information is shown: Operatore, Profilo: Trader/Importatore, Id Profilo, Codice conto, Ruolo M-GO: Generico, Ruolo PB-GO: Generico, and Ruolo Bachecca: Generico. The main menu includes sections for 'Movimentazione tra profili di accesso stesso Operatore', 'Compravendita mediante Transazioni Bilaterali', 'Bachecca GO', and 'Compravendita mediante Sessioni di Mercato'. Under 'Compravendita mediante Sessioni di Mercato', there is a table for selecting a session and a 'Gestione Utenza' section with an email input field. At the bottom, there are links for 'Gestione Finanze', 'Gestione Password', 'Statistiche di mercato', and 'Contestazioni'.

Movimentazione tra profili di accesso stesso Operatore

[Registrazione Movimenti](#)

Compravendita mediante Transazioni Bilaterali

[Piattaforma Registrazione Transazioni Bilaterali](#)

Bachecca GO

[Controparti Gradite](#) [Annunci](#) [Messaggi](#)

Compravendita mediante Sessioni di Mercato

Selezionare la Sessione:

ID Sessione	Titolo	Data Sessione	Stato Sessione	Selezione
				Seleziona

1 2 3 4 5 6 7 8 9 10 ...

Gestione Utenza

Indirizzo email del legale rappresentante o soggetto munito dei necessari poteri:
email@email.com

[Gestione Finanze](#) [Gestione Password](#) [Statistiche di mercato](#) [Contestazioni](#)

The reports that are available when accessing the session are (for each access profile) as follows:

- **“Log Transazioni”**/transaction log (during the session): Figure 9 – “log transazioni” button – here you may view the complete list, in anonymous form, of all transactions (with volumes and prices) executed until that time.
- **“Report sessione”**/session report (after the closing of the session): here you may view the status of the balance of GOs and of the deposit available for the subsequent market session.

- **“Log Transazioni”**/transaction log (after the closing of the session): here you may view the complete list, in anonymous form, of all transactions (with volumes and prices) executed during the market session.

By accessing the platform or using the **“Main”** button (top right – Figure 17) and selecting the **“Statistiche di Mercato”** (market statistics) link, you may specify a period of your interest and download the related **“Log Transazioni”** (transaction log) with the complete list, in anonymous form, of all transactions (with volumes and prices) executed in the market sessions held in the selected period (Figure 18).

Figure 18



Selezione periodo elenco transazioni

Selezionare data inizio:

Selezionare data fine:

3.4 Publication of the results of the M-GO

At the end of the GO market sessions, GME will publish the results on its website www.mercatoelettrico.org, in the **“Market Results”** section, specifying the following data and information about each session:

- a) minimum price and maximum price;
- b) volume traded;
- c) reference price.

4. OPERATING ON THE PB-GO

What is described in this chapter only applies to the transfer of GOs between or among operators holding one or multiple accounts in the national Registry managed by GSE.

4.1 Registrations on the PB-GO

Based on the provisions of the P-GO Rules, the data about the ownership accounts of each operator authorised to participate in the Bilaterals Platform is daily reported by GSE and produces its effects for the registration stages or the sessions of the PB-GO that take place on the same registration day as the one to which such data refers. If the account of a given operator is not active, the system will not permit the registration of transactions on the PB-GO. Participation in the PB-GO takes place separately for each of the access profiles with which the Participant has been registered under para. 2.3 above.

Therefore, if the Participant has multiple access profiles, his/her/its participation in the PB-GO may take place only for each access profile.²²

Each access profile may operate on the PB-GO under the related operating criteria, defined in the document “DM GARANZIE DI ORIGINE – Regole Applicative - v.1 (novembre 2023)” posted on GSE’s website www.gse.it and summarised as follows:

- “**Produttore**” (producer) → he/she/it may submit requests for registration of bilateral transactions (as seller) or be designated as buying counterparty to a bilateral transaction, for all types of GO in respect of which transactions may be registered on the PB-GO;

Hydro	Wind	Solar	Geothermal	Bio	Other	Gas Transport exportable	Gas Transport not exportable	Gas Other uses exportable	Gas Other uses not exportable	Gas Electricity
-------	------	-------	------------	-----	-------	--------------------------------	---------------------------------------	------------------------------------	--	--------------------

²² See note 10.

- **“Impresa di vendita”** (selling company) → it may submit requests for registration of bilateral transactions (as seller) or be designated as buying counterparty to a bilateral transaction, for all types of GO in respect of which transactions may be registered on the PB-GO;

Hydro	Wind	Solar	Geothermal	Bio	Other	Gas Transport exportable	Gas Transport not exportable	Gas Other uses exportable	Gas Other uses not exportable	Gas Electricity
-------	------	-------	------------	-----	-------	--------------------------	------------------------------	---------------------------	-------------------------------	-----------------

- **“Trader”** → he/she/it may submit requests for registration of bilateral transactions (as seller) or be designated as buying counterparty to a bilateral transaction, for all types of GO in respect of which transactions may be registered on the PB-GO;

Hydro	Wind	Solar	Geothermal	Bio	Other	Gas Transport exportable	Gas Transport not exportable	Gas Other uses exportable	Gas Other uses not exportable	Gas Electricity
-------	------	-------	------------	-----	-------	--------------------------	------------------------------	---------------------------	-------------------------------	-----------------

- **“Utente del dispacciamento in prelievo”** (withdrawal dispatching user) → he/she/it may only be designated as buying counterparty to a bilateral transaction for one of the types of GO for electricity in respect of which transactions may be registered on the PB-GO;

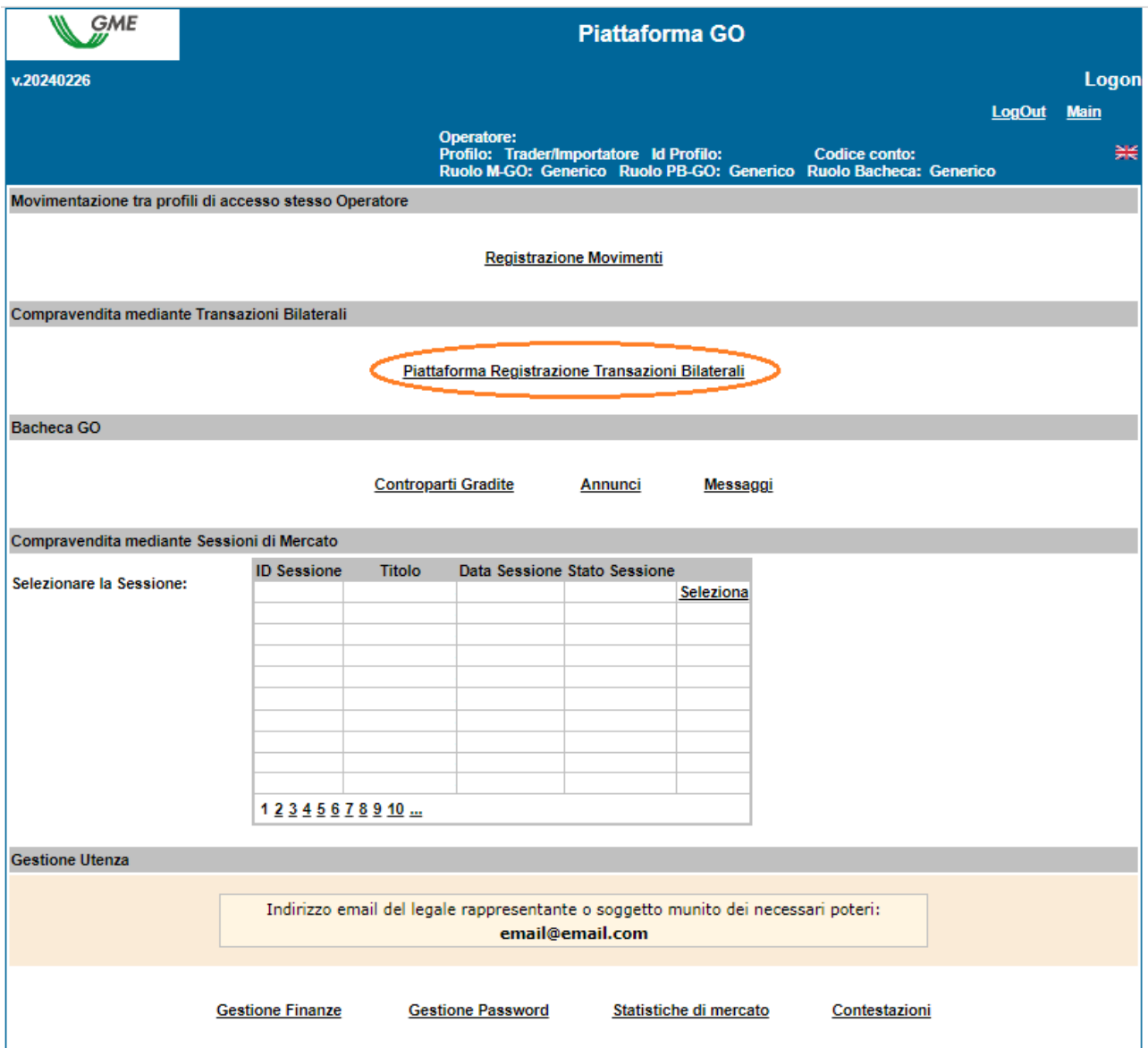
Hydro	Wind	Solar	Geothermal	Bio	Other
-------	------	-------	------------	-----	-------

- **“Gestore impianto distribuzione stradale** (road distribution system operator) → he/she/it may submit requests for registration of bilateral transactions (as seller) or be designated as buying counterparty to a bilateral transaction only for the types of GO “Gas Transport exportable” and “Gas Transport not exportable” in respect of which transactions may be registered on the PB-GO.

Gas Transport exportable	Gas Transport not exportable
--------------------------	------------------------------

To this end, to access the platform for registration of bilateral transactions of GOs, select the link available at www.mercatoelettrico.org, in the “The markets/access to GME’s markets/GO bilaterals section and **enter the ID Profilo (profile ID) and password** selected upon registration (para. 2.3 above).


Figure 19



Piattaforma GO

v.20240226 Logon

[LogOut](#) [Main](#)

Operatore: Trader/Importatore Id Profilo: Codice conto: 

Ruolo M-GO: Generico Ruolo PB-GO: Generico Ruolo Bachecca: Generico

Movimentazione tra profili di accesso stesso Operatore

[Registrazione Movimenti](#)

Compravendita mediante Transazioni Bilaterali

[Piattaforma Registrazione Transazioni Bilaterali](#)

Bachecca GO

[Controparti Gradite](#) [Annunci](#) [Messaggi](#)

Compravendita mediante Sessioni di Mercato

Selezionare la Sessione:

ID Sessione	Titolo	Data Sessione	Stato Sessione	Selezione
				Seleziona

1 2 3 4 5 6 7 8 9 10 ...

Gestione Utente

Indirizzo email del legale rappresentante o soggetto munito dei necessari poteri:
email@email.com


[Gestione Finanze](#) [Gestione Password](#) [Statistiche di mercato](#) [Contestazioni](#)

From the main screen (Figure 19), you may access the platform for registration of bilateral transactions by clicking on the related link.

A request for registration of bilateral transaction entered by a selling Participant may be **accepted** or **rejected** by the buying Participant at any time, except when the ownership accounts of Participants have been blocked (the day before a session of the GO market, during its preparation, or during the same session).

Bilateral transactions may be entered with **technical adequacy verification** and **without technical adequacy verification**.

Figure 20


Piattaforma GO
v.20240226

[Logon](#)
[Logout](#) [Main](#)

Operatore:
 Profilo: Trader/Importatore Id Profilo: Codice conto:
 Ruolo M-GO: Generico Ruolo PB-GO: Generico Ruolo Bacheca: Generico

Piattaforma Registrazione Transazioni Bilaterali

ATTENZIONE!

Per poter porre in essere operazioni intracomunitarie l'operatore italiano è tenuto ad essere incluso nell'archivio VIES ai sensi dell'art. 35 del DPR n. 633/72 secondo i criteri e le modalità individuate dal Provvedimento dell'Agenzia delle Entrate n. 188381 del 2010.

Transazioni Bilaterali in vendita

Id	ID Ann. Bacheca	Op. Venditore	Prof. Venditore	Op. Acquirente	Prof. Acquirente	Anno di Riferimento	Paese di Produzione	Periodo di Produzione
			Produttore		Impresa di Vendita	2015_Altro	Non specificato	da Gennaio a Gennaio

Nuova offerta

Transazioni Bilaterali in acquisto

Id	ID Ann. Bacheca	Op. Venditore	Prof. Venditore	Op. Acquirente	Prof. Acquirente	Anno di Riferimento	Paese di Produzione	Periodo di Produzione
			Impresa di Vendita		Produttore	2015_Altro	Non specificato	da Gennaio a Gennaio

Transazioni Bilaterali in Attesa di Validazione da Parte del GME (Verifiche di Congruità)

= Transazione inviata correttamente al GME

= Richiesta conferma di invio fattura elettronica da parte del venditore

= Richiesta conferma di ricezione fattura elettronica da parte dell'acquirente

= Richieste conferme di invio e ricezione fattura elettronica da parte del venditore e dell'acquirente


Id	ID Ann. Bacheca	Op. Venditore	Prof. Venditore	Op. Acquirente	Prof. Acquirente	Anno di Riferimento	Paese di Produzione	Periodo di Produzione
			Produttore		Impresa di Vendita	2015_Altro	Non specificato	da Gennaio a Gennaio
			Produttore		Impresa di Vendita	2015_Altro	Non specificato	da Gennaio a Gennaio
			Produttore		Impresa di Vendita	2015_Altro	Non specificato	da Gennaio a Gennaio
			Produttore		Impresa di Vendita	2015_Altro	Non specificato	da Gennaio a Gennaio

Transazioni Bilaterali in Attesa di Elaborazione da Parte del GSE

Id	ID Ann. Bacheca	Op. Venditore	Prof. Venditore	Op. Acquirente	Prof. Acquirente	Anno di Riferimento	Paese di Produzione	Periodo di Produzione
			Produttore		Impresa di Vendita	2015_Altro	Non specificato	da Gennaio a Gennaio

Transazioni validate

Figure 20a


Piattaforma GO
v.20240226

[Logon](#)
[LogOut](#) [Main](#)

Operatore:
 Profilo: Trader/Importatore Id Profilo: Codice conto:
 Ruolo M-GO: Generico Ruolo PB-GO: Generico Ruolo Bacheca: Generico

Piattaforma Registrazione Transazioni Bilaterali

ATTENZIONE!

Per poter porre in essere operazioni intracomunitarie l'operatore italiano è tenuto ad essere incluso nell'archivio VIES ai sensi dell'art. 35 del DPR n. 633/72 secondo i criteri e le modalità individuate dal Provvedimento dell'Agenzia delle Entrate n. 188381 del 2010.

Transazioni Bilaterali in vendita

Periodo di Produzione	Sostegno Ricevuto	Codice Impianto (EAN)	Quantità	Prezzo	Controvalore	Data Inserimento	Stato Validazione	Verifica del GME	P.A.
to da Gennaio a Gennaio	Non specificato	123456789123456789	10	1,00	10,00	14/10/2016 14:47:08	DaAccettare	True	False

Nuova offerta

Transazioni Bilaterali in acquisto

Periodo di Produzione	Sostegno Ricevuto	Codice Impianto (EAN)	Quantità	Prezzo	Controvalore	Data Inserimento	Stato Validazione	Verifica del GME	P.A.
to da Gennaio a Gennaio	Non specificato	123456789123456789	10	2,00	20,00	26/10/2016 12:31:50	DaAccettare	True	False

Transazioni Bilaterali in Attesa di Validazione da Parte del GME (Verifiche di Congruità)

= Transazione inviata correttamente al GME

= Richiesta conferma di invio fattura elettronica da parte del venditore

= Richiesta conferma di ricezione fattura elettronica da parte dell'acquirente

= Richieste conferme di invio e ricezione fattura elettronica da parte del venditore e dell'acquirente

Codice Impianto (EAN)	Quantità	Prezzo	Controvalore	Data Inserimento	Stato Validazione	Verifica del GME	P.A.	Data Invio Fattura P.A.	Data Ricezione Fattura P.A.
987654321987654321	11	1,00	11,00	26/10/2016 12:26:27	Accettata	True	True	26/10/2016 13:45:00	26/10/2016 13:44:55
987654321987654321	12	1,00	12,00	26/10/2016 12:27:13	Accettata	True	True		26/10/2016 13:46:08
987654321987654321	13	1,00	13,00	26/10/2016 12:27:52	Accettata	True	True	26/10/2016 13:46:34	
	14	14,00	196,00	26/10/2016 12:28:17	Accettata	True	True		

Transazioni Bilaterali in Attesa di Elaborazione da Parte del GSE

Codice Impianto (EAN)	Quantità	Prezzo	Controvalore	Data Inserimento	Stato Validazione	Verifica del GME	P.A.	Data Invio Fattura P.A.	Data Ricezione Fattura P.A.
987654321987654321	15	1,00	15,00	26/10/2016 12:28:44	In Elaborazione	True	True	26/10/2016 13:39:03	26/10/2016 13:39:31

Transazioni validate

4.1.1 Registration of a bilateral transaction of sale

In the “**Transazioni bilaterali in vendita**” (bilateral transactions of sale) (Figure 20 – red area), you may enter a bilateral transaction of sale²³ by clicking on “**Nuova offerta**” (new order) and completing the fields in the related window as follows (Figure 21):

Figure 21

Nuova Offerta di Vendita

Id Operatore Venditore:
Id Profilo Venditore:

Verifiche di congruità GME Si No

Tipologia: 2020_Altro ▼

Paese di produzione: Non specificato ▼

Periodo di produzione: da Gennaio ▼ a Gennaio ▼

Sostegno ricevuto: Non specificato ▼

Codice impianto (EAN):

Quantità:

Prezzo: (€/MWh)

Acquirente: Società - Impresa di Vendita ▼

- **(optional) Selection of a sale ad in which there has been an expression of interest:** select this option only if both counterparties to the confirmed ad are not suspended from the GO Bulletin Board²⁴ when registering the related bilateral transaction.

If the selection of this option is allowed, select the “**Associa annuncio**” (associate ad) on the list of confirmed sale ads in which the date of delivery of the related GOs has not yet expired. By selecting this option, the fields necessary to register the transaction on the PB-GO will be uploaded together with the corresponding fields of the ad (type of GOs, support received, country of production, EAN code, volume, and price); these fields cannot be changed, unless the association with the selected ad is removed²⁵.

²³ See note 10.

²⁴ Note that, if you register bilateral transactions on the PB-GO without selecting this option (or the option was not selectable because one of the counterparties to the ad was suspended from the GO Bulletin Board), then GME will apply the fees for registrations on the PB-GO as set forth in the P-GO Rules.

²⁵ Note that you must complete the registration of bilateral transactions associated with ads within the delivery date specified therein. After the expiry of this date, you will not be allowed to register a transaction associated with an ad, but you will have to register it without association (and pay the fees applicable on the PB-GO), provided that the GOs covered by the transaction are still tradable.

For each ad, you may carry out one or more bilateral registrations until reaching the total volume covered by the ad for which there has been an expression of interest. Therefore, the **volume** associated with the transaction will correspond to the remaining volume to be delivered (equal to the difference between the original volume covered by the confirmed ad and the volumes already registered and confirmed on the PB-GO in respect of the same ad). This associated volume may be changed by the Participant within the limits of the remaining volume. In any event, the registration of a bilateral transaction referring to an ad may be entered only if any previous registrations made for such ad have been duly processed. Note that, if the request for registration is submitted with “GME’s technical adequacy verification”, the outcome of such processing will depend on the validations made by GME in accordance with Technical Rule no. 03 P-GO.

- **GME’s technical adequacy verifications:** specify the option for registration, i.e.

a) with technical adequacy verification (specified with “True” in “verifica dal GME” (GME’s verification) column – Figure 20 a): after confirmation by the buyer, the transaction awaits validation by GME, which will confirm it on the day before the M-GO session, after checking whether:

- **in the case of transactions with buying counterparties not qualifying as PA Participants**, the buyer has paid the value of the transaction, including VAT, where applicable;
the value of the transaction, unless otherwise specified by the Participant, is paid to the seller with value date on the working day following the one of the M-GO session:
- **in the case of transactions with buying counterparties qualifying as PA Participants**, the buyer has paid the value of the transaction, including VAT where applicable and both the Italian seller and the PA Participant have confirmed the delivery and receipt of the electronic invoice, respectively, as provided by Law 244/2007 and its implementing provisions (see para. 4.1.3.1 below – “Management of transactions with technical adequacy verification and buying counterparties qualifying as PA Participants”);

the ownership accounts of the counterparties are updated only after validation by GME (see Technical Rule n. 03 P-GO);

b) without technical adequacy verification (specified with “False” in “verifica dal GME” column – Figure 20a):

the ownership accounts of the counterparties are updated upon the buyer’s acceptance of the order.

In both cases a) and b), the invoicing takes place between the buyer and the seller.

- **Type:** select the **type** of GOs covered by the bilateral transaction²⁶ and the related production period²⁷ by using the drop-down menu:

- year and energy source or use with exportability specification, if any;
- **production month or months:** select the production period indicating the month “da” (from)...”a” (to) (start month and end month of production); if you wish to specify a single month, for instance “January”, select “da Gennaio” (from January)... “a Gennaio” (to January).

- **Country of production:** select the country of production or the “non specificato” (not specified) option;

- Possible **support** received; specify any support received by selecting “SI”/”NO”/”NON SPECIFICATO” (yes/no/not specified);

- **Plant code (EAN):** you may specify the plant of origin of the GOs to be traded by entering the relevant EAN identification code, which must consist of 18 digits;

- **Volume:** specify the volume of GOs covered by the transaction;

- **Price:** enter the **unit price** (excluding VAT) expressed in €/MWh and specified with two decimals;

- **Buyer:** from the list of Participants, select the registered name/company name of the buying Participant and the related access profile²⁸ with which the latter will access the PB-

²⁶ distinguished by energy source (GOs for electricity) or use (GOs for gas, including the exportable/not exportable specification only for GOs gas transport and GOs gas other uses).

²⁷ On the PB-GO, the production period consists of a year–production month/s pair.

²⁸ See note 10.

GO to confirm the transaction. Note that, if the request for registration is submitted by selecting **a sale ad confirmed on the GO Bulletin Board**, then the list of buyers will be restricted to the operating profiles of the Participant who/which has confirmed such sale ad.

Then, by pressing **“Inserire offerta”** (enter order), you will get a summary window with the data of the entered transaction and the calculation of its total value. After checking the data, you may confirm the entry of the transaction by pressing **“Conferma”** (confirm) or cancel it with the **“Annulla”** (cancel) button (Figure 22).

Figure 22

Conferma Offerta	
Id Annuncio Bacheca:	
Anno di Riferimento:	2024_Altro
Paese di produzione:	Non specificato
Periodo di produzione:	da Gennaio a Gennaio
Sostegno ricevuto:	Non specificato
Codice impianto (EAN):	
Quantità Certificati:	56
Prezzo: (€/MWh)	45,00
Taglia Certificato: (MWh)	1
Controvalore: (€)	2520,00
Operatore Venditore:	
Profilo Venditore:	Produttore
Operatore Acquirente:	
Profilo Acquirente:	Produttore
Verifica del GME :	No
P.A.:	NO

You may view the entered transaction in the **“Transazioni bilaterali in vendita”** (bilateral transactions of sale) (Figure 20 – red area). By clicking on the row of a sale transaction, entered but not yet accepted by the buyer, you will get a window on which you may change the data of the transaction or cancel it.

4.1.2 Acceptance or rejection of a bilateral transaction by the buyer

In the “**Transazioni bilaterali in acquisto**” (bilateral transaction of purchase) (Figure 20 – green area), you may view the list of transactions for which the Participant, with a given access profile, has been specified as buyer. By clicking on the row for a given purchase transaction, you will get a window on which you may **accept**²⁹ or **reject**³⁰ the request for registration entered by the seller. In case of both acceptance and rejection, you must confirm the selection again.

If the seller has entered a bilateral transaction **without technical adequacy verification**, the latter is automatically validated upon the buyer’s confirmation. Indeed, in real time, the PB-GO management system will check the availability of the GOs being sold on the ownership account associated with the selling Participant’s profile in GSE’s GO Registry and, if the outcome is positive, it will validate the transaction and transfer the GOs from the seller’s ownership account to the buyer’s one. The stage of processing and transfer of the GOs might take from a few seconds to a few minutes; in this event, the transactions may be viewed in the “**Transazioni bilaterali in attesa di elaborazione da parte del GSE**” (bilateral transactions awaiting processing by GSE) section (Figure 20).

4.1.2.1 Management of transactions with technical adequacy verification and buying counterparties not qualifying as PA Participants

If the selling Participant has entered a request of registration of a bilateral transaction with technical adequacy verification and if the same has been accepted by the buyer, you will see it in the “**Transazioni bilaterali in attesa di validazione**” (bilateral transactions awaiting validation) area (Figure 20 – yellow area).

²⁹ See note 10.

³⁰ See note 10.

This section lists all the accepted transactions to which the Participant is a counterparty (both sale and purchase transactions), and which are awaiting GME's validations and/or technical adequacy verifications.

After GME's validation of the transaction, the GOs are automatically transferred from the ownership account of the seller to the one of the buyer. The stage of processing and transfer of the GOs might take from a few seconds to a few minutes; in this event, the transactions may be viewed in the "Transazioni bilaterali in attesa di elaborazione da parte del GSE" (bilateral transactions awaiting processing by GSE) section (Figure 20).

The list of transactions registered and accepted on the PB-GO may be viewed by clicking on "**Transazioni validate**" (validated transactions) (Figure 20).

4.1.2.2 Specific procedures for managing transactions with technical adequacy verification and buying counterparties qualifying as PA Participants

The registration of a transaction by an Italian selling Participant whose buying counterparty is a PA Participant, once accepted by the latter but pending confirmation from the Participants involved to GME about the delivery and consequent receipt of the electronic invoice, will be displayed in the "**Transazioni bilaterali in attesa di validazione**" (Bilateral transactions awaiting validation) area (Figure 20a - yellow area).

The legend that is available in the above section will clarify the status of the transaction in view of final validation by GME.

The transactions will be identified with different colours depending on the confirmations received, based on the legend posted in the same section.

By clicking on the transaction, the **selling Participant** may view a form summarising the registered data and have the option to click on the "Conferma" (confirm) button again to show that he/she/it has sent the electronic invoice.

When the transmission of the electronic invoice is confirmed, it will no longer be possible to correct the information (see the following Figure).

Conferma invio fattura elettronica	
Id Transazione:	
Id Annuncio Bacheca:	
Operatore Venditore:	
Profilo Venditore:	Produttore
Data Inserimento:	20/02/2024 11:25:33
Anno di Riferimento:	2024_Altro
Paese di produzione:	Non specificato
Periodo di produzione:	da Aprile a Maggio
Sostegno ricevuto:	Non specificato
Codice impianto (EAN):	
Quantità:	150
Prezzo: (€/MWh)	40,00
Controvalore: (€)	6000,00
Operatore Acquirente:	
Profilo Acquirente:	Trader/Importatore
P.A.:	True
Data Invio Fattura P.A.:	
Data Ricezione Fattura P.A.:	

By clicking on the transaction, the PA buying Participant may view a form summarising the registered data and have the option to click on the “Conferma” (confirm) button again to show that he/she/it has received the electronic invoice.

When receipt of the electronic invoice is confirmed, it will no longer be possible to correct the information (see the following Figure).

Conferma invio fattura elettronica

Id Transazione:
Id Annuncio Barcheca:
Operatore Venditore:
Profilo Venditore: Produttore
Data Inserimento: 20/02/2024 11:25:33
Anno di Riferimento: 2024_Altro
Paese di produzione: Non specificato
Periodo di produzione: da Aprile a Maggio
Sostegno ricevuto: Non specificato
Codice impianto (EAN):
Quantità: 150
Prezzo: (€/MWh) 40,00
Controvalore: (€) 6000,00
Operatore Acquirente:
Profilo Acquirente: Trader/Importatore
P.A.: True
Data Invio Fattura P.A.:
Data Ricezione Fattura
P.A.:

Conferma**Annulla**

In view of the above, the registration of transactions between an Italian selling Participant and a PA buying Participant could make it impossible for GME to confirm the transactions based on their time of entry, specified by the selling Participant; consequently, there can be the temporary inability to use the amount of a sale with a PA Participant for subsequent bilateral purchases or purchases on the market.

The timing of confirmation of bilateral transactions with technical adequacy verification by GME, in the case of involvement of PA buying Participants, will not change and the confirmation will always be given on the day before each market session.

GME will proceed to the payment, on behalf of the PA buying Participants, by using their available deposit, as provided in Technical Rule no. 03 P-GO.

With reference to the GOs being traded, as currently envisaged, their validation and the verification of their presence in the ownership account of GSE's Registry, will occur upon confirmation by GME. Therefore, the selling Participant will have to maintain their availability on his/her/its ownership account.

4.2 Publication of the results of registrations on the PB-GO

On a monthly basis, GME publishes data and information (in aggregated form) about registrations of GO bilaterals. On its www.mercatoelettrico.org website, in the “Market results” section, GME publishes the following monthly data:

- a) volume and type of registered GOs, with the related production period;
- b) minimum price and maximum price;
- c) average price weighted for the registered volumes.

4.3 Publication of the results of auctioning procedures

On a monthly basis, GME publishes data and information (in aggregated form) about GO bilaterals resulting from auctioning procedures.

On its www.mercatoelettrico.org website, in the “Market results” section, GME publishes the following data:

- a) volume and type of registered GOs, with the related production period;
- b) minimum price and maximum price;
- c) average price weighted for the registered volumes.

5. MOVEMENTS IN THE OWNERSHIP ACCOUNTS ASSOCIATED WITH THE SAME PARTICIPANT

Participants with multiple access profiles may move their GOs from one of their ownership accounts to another of their ownership accounts, associated with the related access profiles³¹, by using the appropriate option available on the P-GO.

³¹ See note 10.

These movements will be allowed if they comply with the operating criteria of the access profiles, defined in the document “DM GARANZIE DI ORIGINE – Regole Applicative - v.1 (novembre 2023)” posted on GSE’s website www.gse.it and summarised as follows:

- “**Produttore**” (producer) → he/she/it may transfer or receive all types of GO that may be transferred on the P-GO;

Hydro	Wind	Solar	Geothermal	Bio	Other	Gas Transport exportable	Gas Transport not exportable	Gas Other uses exportable	Gas Other uses not exportable	Gas Electricity
-------	------	-------	------------	-----	-------	--------------------------	------------------------------	---------------------------	-------------------------------	-----------------

- “**Impresa di vendita**” (selling company) → it may transfer or receive all types of GO that may be transferred on the P-GO;

Hydro	Wind	Solar	Geothermal	Bio	Other	Gas Transport exportable	Gas Transport not exportable	Gas Other uses exportable	Gas Other uses not exportable	Gas Electricity
-------	------	-------	------------	-----	-------	--------------------------	------------------------------	---------------------------	-------------------------------	-----------------

- “**Trader**” → he/she/it may transfer or receive all types of GO that may be transferred on the P-GO;

Hydro	Wind	Solar	Geothermal	Bio	Other	Gas Transport exportable	Gas Transport not exportable	Gas Other uses exportable	Gas Other uses not exportable	Gas Electricity
-------	------	-------	------------	-----	-------	--------------------------	------------------------------	---------------------------	-------------------------------	-----------------

- “**Utente del dispacciamento in prelievo**” (withdrawal dispatching user) → he/she/it may receive all types of GO for electricity that may be transferred on the P-GO;

Hydro	Wind	Solar	Geothermal	Bio	Other
-------	------	-------	------------	-----	-------

- “**Gestore impianto distribuzione stradale** (road distribution system operator) → he/she/it may transfer or receive only the types of GO “Gas Transport exportable” and “Gas Transport not exportable” that may be transferred on the P-GO.

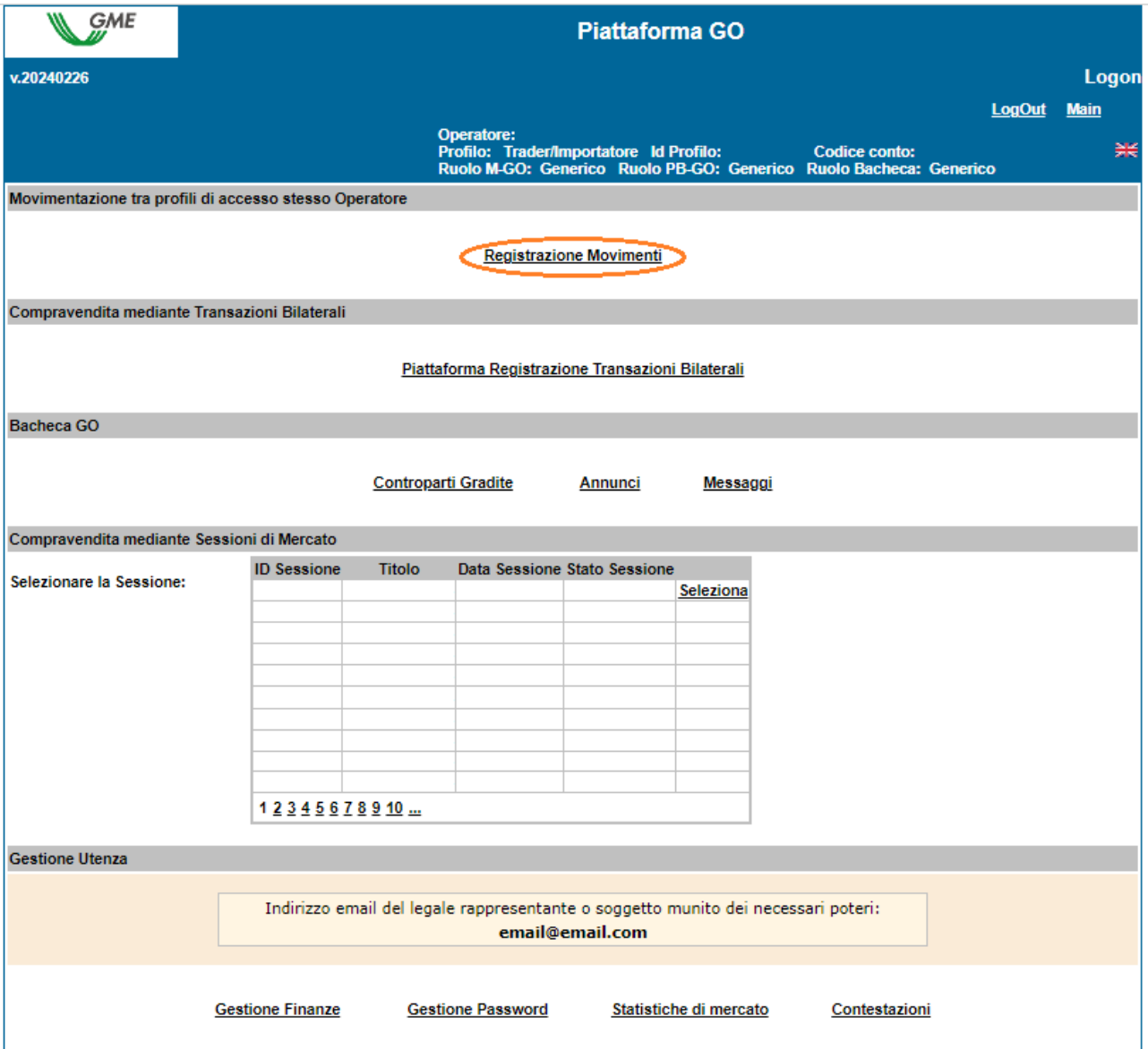
Gas Transport exportable	Gas Transport not exportable
--------------------------------	------------------------------------

These movements will not give rise to the payment of fees and will not be entered into GME’s GO statistics.

To access the platform of registration of GO movements between access profiles, select the link available at www.mercatoelettrico.org, in the “The markets/access to GME’s markets/P-GO/access to the P-GO” section and **enter the ID Profilo (profile ID)** and the **password** specified upon registration (para. 2.3).

From the main form (Figure 23), you may access the “**Registrazione Movimenti**” (registration of movements) platform by clicking on the related link. This option will not be available for Participants having a single active ownership account.

Figure 23



Piattaforma GO

v.20240226

Logon
LogOut Main

Operatore:
Profilo: Trader/Importatore Id Profilo:
Ruolo M-GO: Generico Ruolo PB-GO: Generico Codice conto:
Ruolo Bachecca: Generico

Movimentazione tra profili di accesso stesso Operatore

[Registrazione Movimenti](#)

Compravendita mediante Transazioni Bilaterali

[Piattaforma Registrazione Transazioni Bilaterali](#)

Bachecca GO

[Controparti Gradite](#) [Annunci](#) [Messaggi](#)

Compravendita mediante Sessioni di Mercato

Selezionare la Sessione:

ID Sessione	Titolo	Data Sessione	Stato Sessione	Selezione

1 2 3 4 5 6 7 8 9 10 ...

Gestione Utente

Indirizzo email del legale rappresentante o soggetto munito dei necessari poteri:
email@email.com

[Gestione Finanze](#) [Gestione Password](#) [Statistiche di mercato](#) [Contestazioni](#)

5.1 Registration of a movement

In the “**Registrazione Movimenti**” (registration of movements) section, click on “**Nuovo Movimento**” (new movement) (Figure 24).

Figure 24



Piattaforma GO

v.20130827

[LogOut](#) [Main](#)

Operatore:
Profilo: Trader/Importatore Id Profilo: Codice conto:
Ruolo M-GO: Generico Ruolo PB-GO: Generico

Registrazione Movimenti

[Nuovo movimento](#) [Movimenti validati](#)

Movimenti in Attesa di Elaborazione da Parte del GSE [Aggiorna Lista](#)

Nessun movimento in attesa di elaborazione da parte del GSE

To register a movement between access profiles³² associated with the same Participant, complete the fields contained in the related window as follows (Figure 25):

Figure 25



Nuovo Movimento

Id Operatore Mittente:
Id Profilo Mittente:
Tipologia: 2015_Altro
Paese di produzione: Non specificato
Periodo di produzione: da Gennaio a Gennaio
Sostegno ricevuto: Non specificato
Codice impianto (EAN):
Quantità:
Destinatario: -

[Inserire Movimento](#) [Annulla](#)

³² See note 10.

- **Type:** select the type of GOs involved by the movement³³ and the related production period³⁴ by using the drop-down menu:
 - o year and energy source or use with exportability specification, if any;
 - o **production month or months:** select the production period indicating the month “da” (from)...”a” (to) (start month and end month of production); if you wish to specify a single month, for instance “January”, select “da Gennaio” (from January) ...”a Gennaio” (to January).
- **Country of production;** select the country of production or the “non specificato” (not specified) option;
- **Support received;** specify any support received by selecting “SI/NO/NON SPECIFICATO” (yes/no/not specified);
- **Plant code (EAN):** you may specify the plant of origin of the GOs to be traded by entering the relevant EAN identification code, which must consist of 18 digits;
- **Volume:** specify the volume of GOs to be transferred to another account;
- **Recipient:** select the access profile to the account of which the specified GOs³⁵ are to be transferred.

After pressing “**Inserire Movimento**” (enter movement), the movement will be deemed to have been executed and will not need confirmation by the operating profile of the “destinatario” (recipient).

You may view all the movements made in the “**Movimenti validati**” (validated movements) section (Figure 24).

³³ distinguished by energy source (GOs for electricity) or use (GOs for gas, including the exportable/non-exportable specification only for GOs gas transport and GOs gas other uses).

³⁴ The production period consists of a year–production month/s pair.

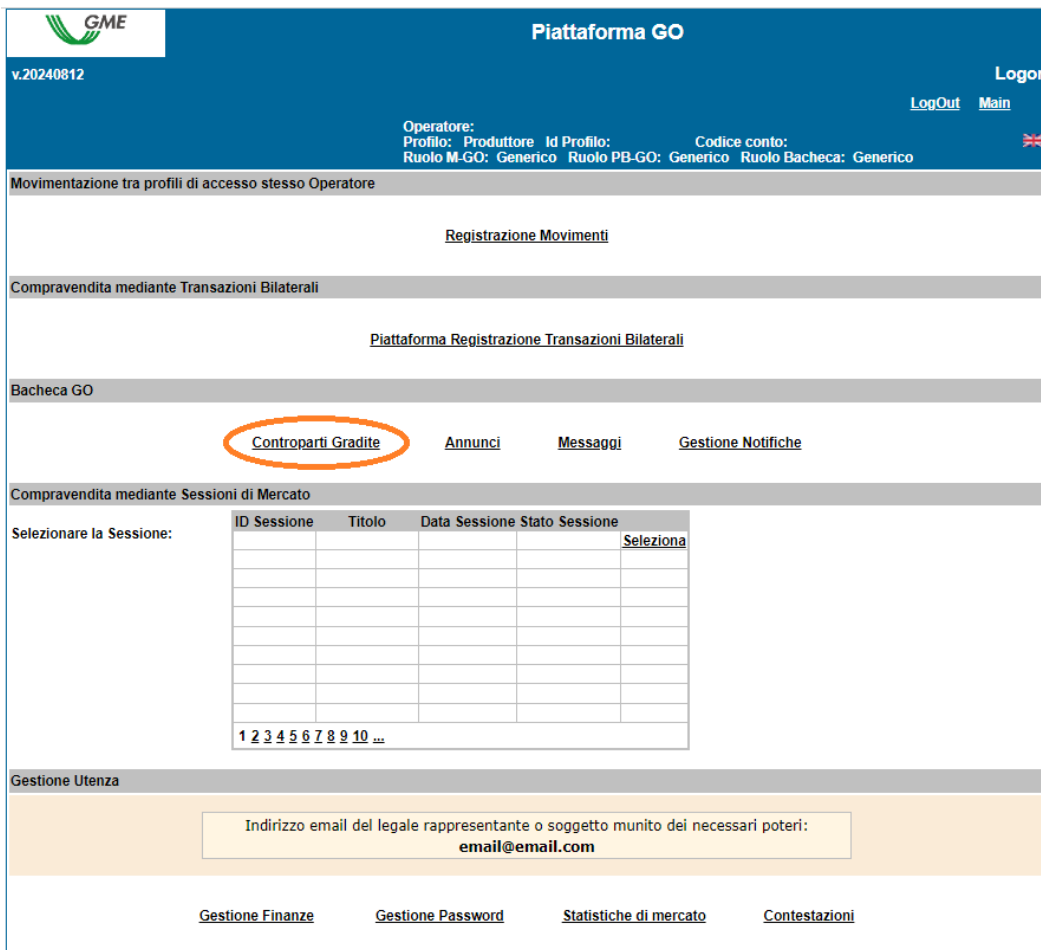
³⁵ See note 10.

6. OPERATING ON THE GO BULLETIN BOARD

6.1 Preferred counterparties

In the “**Controparti Gradite**” (preferred counterparties) section of the GO Bulletin Board, you may view the status of requests of designation as a preferred counterparty sent, received, or confirmed/cancelled³⁶ (Fig. 26):

Figure 26



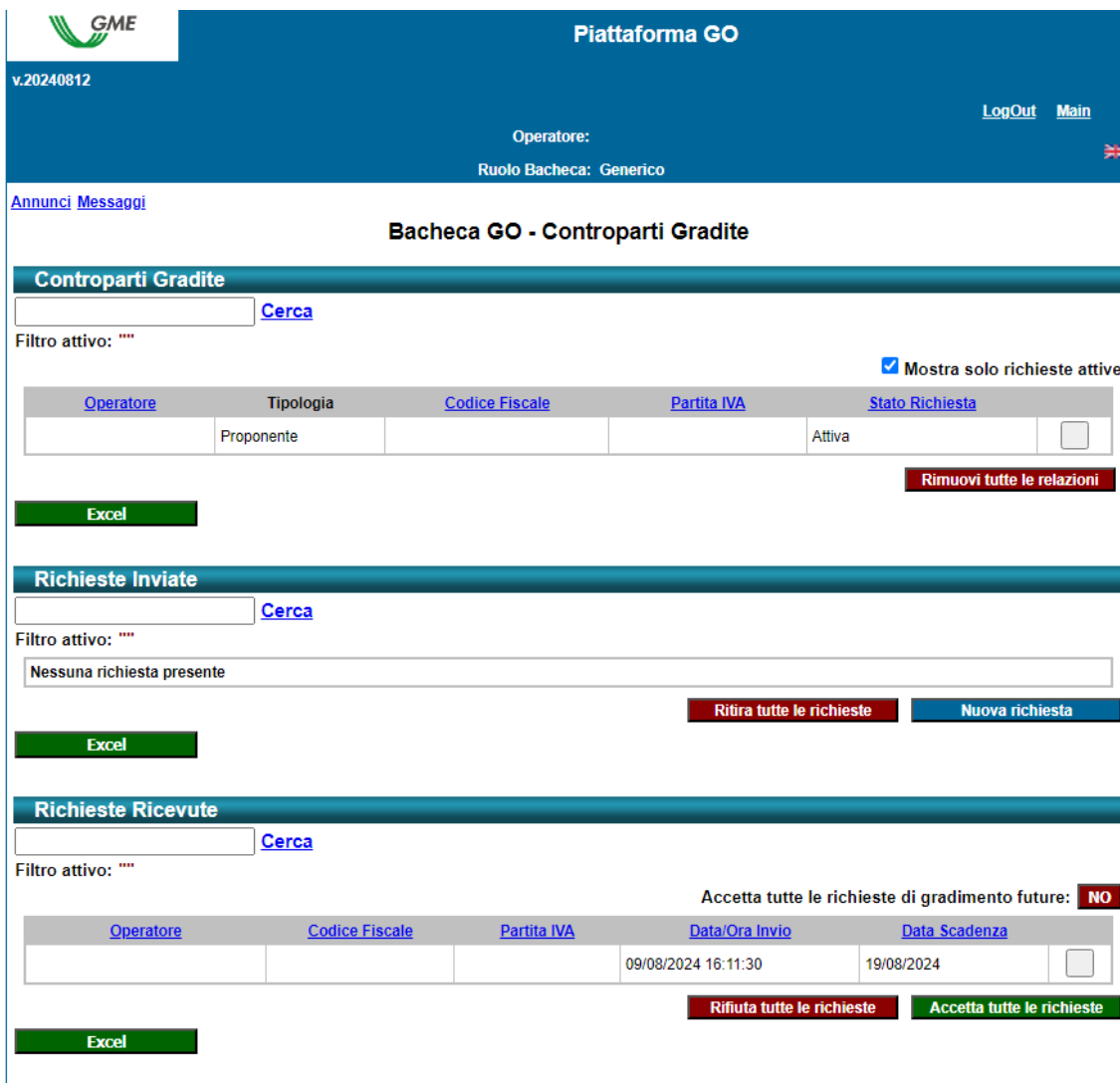
The screenshot shows the Piattaforma GO interface. At the top left is the GME logo and version v.20240812. The top right has a 'Logon' button and 'LogOut' and 'Main' links. Below this, user information is displayed: Operatore: [blank], Profilo: Produttore, Id Profilo: [blank], Codice conto: [blank], Ruolo M-GO: Generico, Ruolo PB-GO: Generico, Ruolo Bachecca: Generico. A main menu includes 'Movimentazione tra profili di accesso stesso Operatore', 'Registrazione Movimenti', 'Compravendita mediante Transazioni Bilaterali', 'Piattaforma Registrazione Transazioni Bilaterali', 'Bachecca GO', 'Controparti Gradite' (circled in orange), 'Annunci', 'Messaggi', and 'Gestione Notifiche'. Below the menu is a section for 'Compravendita mediante Sessioni di Mercato' with a table to 'Selezionare la Sessione'. The table has columns for ID Sessione, Titolo, Data Sessione, Stato Sessione, and Seleziona. At the bottom, there is a 'Gestione Utenza' section with a text input field for the legal representative's email address (example: email@email.com) and a footer with links for 'Gestione Finanze', 'Gestione Password', 'Statistiche di mercato', and 'Contestazioni'.

³⁶ The acceptance of a request of designation as a “preferred counterparty” will establish a two-way preference relationship between the Participant making the request and the Participant accepting it, until cancellation by either Participant.

6.1.1 Sending a request of designation as a “preferred counterparty”

To establish a preference relationship³⁷, go to the appropriate “**Controparti Gradite**” section of the GO Bulletin Board and select the “**Nuova richiesta**” (new request) option.

Figure 27



The screenshot displays the 'Piattaforma GO' interface. At the top, it shows the GME logo, version 'v.20240812', and user information: 'Operatore: Ruolo Bacheca: Generico'. There are links for 'LogOut' and 'Main'. Below this, there are links for 'Annunci' and 'Messaggi'. The main section is titled 'Bacheca GO - Controparti Gradite'. It features a search bar with a 'Cerca' button and a filter 'Filtro attivo: ""'. A checkbox 'Mostra solo richieste attive' is checked. Below is a table with columns: Operatore, Tipologia, Codice Fiscale, Partita IVA, Stato Richiesta, and Attiva. The table is currently empty. There are buttons for 'Excel' and 'Rimuovi tutte le relazioni'. Below this is the 'Richieste Inviare' section, also with a search bar and filter. It shows 'Nessuna richiesta presente' and buttons for 'Ritira tutte le richieste' and 'Nuova richiesta'. Below that is the 'Richieste Ricevute' section, with a search bar and filter. It shows a table with columns: Operatore, Codice Fiscale, Partita IVA, Data/Ora Invio, Data Scadenza, and Attiva. A row is visible with 'Data/Ora Invio' as '09/08/2024 16:11:30' and 'Data Scadenza' as '19/08/2024'. There are buttons for 'Excel', 'Rifiuta tutte le richieste', and 'Accetta tutte le richieste'. At the bottom right, there is a status 'Accetta tutte le richieste di gradimento future: NO'.

³⁷ Each Participant may send to another Participant a request of designation as a preferred counterparty, regardless of the publication/display of sale/purchase ads on the GO Bulletin Board.

On the web form displayed by the platform, select one of two options: 1) “richiesta di abilitazione a singolo operatore” (request of designation of a single Participant) or 2) “richiesta di abilitazione a tutti gli operatori” (request of designation of all Participants):

Figure 28

Nuova richiesta
- Seleziona tipologia -



Chiudi

After selecting option 1) (request of designation of a single Participant), you must:

- select the Participant authorised to operate on the GO Bulletin Board to which/whom you wish to send a request of preference relationship, and fill in at least the following fields:
 - name/registered name;
 - taxpayer’s code;
 - VAT number;
- specify the **date of expiry of the request**; after expiry, if the receiving Participant has not accepted or rejected it, the request is automatically cancelled.

Figure 29

Nuova richiesta a singolo operatore

Proponente	
Operatore	Società
Controparte	
Operatore	Seleziona operatore
Codice fiscale	
Partita IVA	
- SEDE LEGALE	
Indirizzo	
Comune	
Provincia	
CAP	
Nazione	
Dettaglio richiesta	
Data scadenza	19/08/2024
Note	

After selecting option 2) (request for designation of all Participants), you must specify the **date of expiry** of your requests (a single date for all requests); after expiry, requests not yet accepted or rejected are automatically cancelled.

Figure 30a

Nuova richiesta a tutti gli operatori

Proponente	
Operatore	Società
Dettaglio richiesta	
Data scadenza	19/08/2024
Note	<div style="border: 1px solid black; height: 100px;"></div>
<input type="button" value="Inserisci Richiesta"/> <input type="button" value="Chiudi"/>	

In both options/requests, you may include any other information as you deem useful for establishing a preferred counterparty relationship, by filling in an appropriate free-text “**Note**” (notes) field. If you select option 2) (request of designation of all Participants), the information specified in the “Note” field is considered to refer to all requests.

After completing the web form:

- if you have chosen option 1) (request of designation of a single Participant), select the “**Inserisci Richiesta**” (enter request) button. The platform will display a confirmation web form.

When pressing the “**Conferma**” (confirm) button (Fig. 30b):

- if you have not selected a Participant with whom/which you already have an active preference relationship or a request awaiting confirmation, the designation request will be saved by the GO Bulletin Board and, through an internal notification system, it will be forwarded to the receiving Participant;
- if you have selected a Participant with whom/which you already have an active preference relationship or a request awaiting confirmation, the designation request will be rejected by the GO Bulletin Board system, which will notify you of the existence of an active relationship or of a request awaiting confirmation.

Figure 30b

**Nuova richiesta a singolo operatore
- Riepilogo -**

Proponente

Operatore

Controparte

Operatore

Codice fiscale

Partita IVA

- SEDE LEGALE

Indirizzo

Comune

Provincia

CAP

Nazione

Dettaglio richiesta

Data scadenza

Note

- If you have chosen option 2) (request of designation of all Participants), select the **“Inserisci Richiesta”** (enter request) button. The platform will display a confirmation web form.

When pressing the **“Conferma”** (confirm) button (Fig. 30c):

- if a Participant receiving the request has in turn been a requesting Participant (mutual request), the system will automatically accept the request, thereby enabling the preference relationship. Thus, the confirmation of the designation request referred to in para. 6.1.3 below will take place automatically within the GO Bulletin Board system, without requiring any manual confirmation by the receiving Participant, since the request originates from the mutual intent expressed by Participants to establish a preference relationship between them. The Participant who/which has been the first to send the request will view the active preference relationship as a “proponent” in the “preferred counterparties” section (see para. 6.1), whereas the Participant who/which has sent the request subsequently will view the active preference relationship as a “counterparty” in the “preferred counterparties” section (see para. 6.1);
- for each of the remaining receiving Participants, the system will generate separate requests and:
 - if a receiving Participant has previously selected the “Accetta in automatico le richieste future” (automatically accept future requests) option as indicated in para. 6.1.3, the system will automatically accept the request, thereby activating the preference relationship;
 - if a receiving Participant has not previously selected the “Accetta in automatico le richieste future” (automatically accept future requests) option as indicated in para. 6.1.3, the system will place the requests in the pending status and the receiving Participant will have to “confirm” them manually, as set forth in para. 6.1.3 below.

Figure 30c

Nuova richiesta a tutti gli operatori
- sei sicuro di voler inviare la richiesta a tutti gli operatori della Bacheca GO? -

Proponente	
Operatore	Società
Dettaglio richiesta	
Data scadenza	19/08/2024
Note	Per tutti gli operatori
<input type="button" value="Conferma"/> <input type="button" value="Indietro"/> <input type="button" value="Chiudi"/>	

The requesting Participant may change or delete the requests submitted (the change is allowed only for a single request, while the deletion is allowed either for a single request or for all requests), as long as they have not yet been accepted or rejected by the receiving Participants, or have not expired. To change or delete a single request sent, go to the “**Controparti Gradite**” section of the GO Bulletin Board and select, from the list of “**Richieste Inviaste**” (requests sent), the request that you wish to change or delete. The platform will display a web form with the details of the request. You may press the “**Modifica**” (change) or “**Ritira**” (withdraw) buttons, receiving another web form for confirmation.

To delete all the requests sent, click on the “**Ritira tutte le richieste**” (withdraw all requests) button (near the list of requests sent) and confirm that you wish to withdraw all the submitted requests.

Figure 30d

Richiesta inviata

Proponente	
Operatore	<input type="text"/>
Controparte	
Operatore	<input type="text"/>
Codice fiscale	<input type="text"/>
Partita IVA	<input type="text"/>
- SEDE LEGALE	
Indirizzo	<input type="text"/>
Comune	<input type="text"/>
Provincia	<input type="text"/>
CAP	<input type="text"/>
Nazione	<input type="text"/>
Dettaglio richiesta	
Data scadenza	<input type="text" value="31/05/2024"/>
Data/Ora invio proponente	<input type="text" value="04/03/2024 12:44:55"/>
Note	<div style="border: 1px solid black; height: 100px; width: 100%;"></div>

6.1.2 Notifications about requests of designation as “preferred counterparties”

With a view to facilitating the management of requests of designation as “preferred counterparties“, the system has a notification option through which it notifies receiving Participants of requests of designation awaiting confirmation (see para. 6.1.3 below).

In particular, the information system sends a message to the receiving Participant (namely to the e-mail addresses of the contact persons for communications specified for the operating profiles authorised to access the GO Bulletin Board³⁸), inviting him/her/it to access the GO Bulletin Board and view the request received.

The notification option is activated automatically; however, the participant may disable it at any time by accessing the appropriate section in the GO Bulletin Board system.

Bacheca GO - Gestione notifiche

Controparti Gradite	
Notifiche email	<input type="checkbox"/>
Annunci	
Notifiche email	<input checked="" type="checkbox"/>
<input type="button" value="Modifica"/> <input type="button" value="Chiudi"/>	

To facilitate the delivery and receipt of the above e-mail messages, the Participant may at any time notify GME of any changes to the e-mail addresses saved in the GO Bulletin Board information system, if these e-mail addresses are no longer current.

The notification option is merely a support for Participants: any operation carried out by Participants after the notification is sent might cause a mismatch between the content of the notification and the content of the Bulletin Board.

³⁸ Participants are recommended to check whether these messages have ended up in their spam or junk e-mail folders.

6.1.3 Confirmation or rejection of a request of designation as a preferred counterparty

To view the requests of preference relationship received, go to the “**Controparti Gradite**” section of the GO Bulletin Board.

Each request included in the list of “**Richieste Ricevute**” (requests received) will be displayed on a row. After selecting the appropriate row, you will get a web form with the data sent by the requesting Participant. Within the date of expiry of the request, you may accept to establish a preference relationship, by clicking on the “**Accetta**” (accept) button, or reject the request, by clicking on “**Rifiuta**” (reject).

Figure 31

Richiesta ricevuta

Proponente

Operatore

Codice fiscale

Partita IVA

- SEDE LEGALE

Indirizzo

Comune

Provincia

CAP

Nazione

Controparte

Operatore

Dettaglio richiesta

Data scadenza

Data/Ora invio proponente

Note

After doing so, the platform will return an additional web form for confirmation.

Figure 31b

Richiesta ricevuta
- sei sicuro di voler accettare la richiesta? -

Proponente

Operatore	<input type="text"/>
Codice fiscale	<input type="text"/>
Partita IVA	<input type="text"/>
- SEDE LEGALE	
Indirizzo	<input type="text"/>
Comune	<input type="text"/>
Provincia	<input type="text"/>
CAP	<input type="text"/>
Nazione	<input type="text"/>

Controparte

Operatore	<input type="text"/>
-----------	----------------------

Dettaglio richiesta

Data scadenza	<input type="text" value="14/03/2024"/>
Data/Ora invio proponente	<input type="text" value="04/03/2024 14:34:00"/>

Note

Conferma**Indietro****Chiudi**

You may also “accept” or “reject” all the “requests received” by clicking on the “Accetta tutte le richieste” (accept all requests) or “Rifiuta tutte le richieste” (reject all requests) buttons (close to the list of requests received), respectively, and confirm that you wish to continue with the acceptance or rejection of all requests received (see Fig. 27).

Finally, you may indistinctly and automatically choose to accept all future designation requests that you may receive by enabling the “Accetta tutte le richieste di gradimento

future” (accept all future designation requests) flag, which is close to the list of requests received (see Fig. 27). After doing so, the system will ask you to confirm whether you wish to continue with such choice. You may disable the “Accetta tutte le richieste di gradimento future” option at any time, by clicking on the flag. At the end of the process, the system will ask you to confirm whether you wish to continue with such choice.

6.1.4 Cancellation of preference relationships

To terminate an active preference relationship, go to the “**Controparti Gradite**” section of the GO Bulletin Board and select the Participant from the list of “**Controparti Gradite**” with which/whom you wish to cancel a preference relationship. The platform will return a web form with the data of the preference relationship, where you may select “**Rimuovi**” (remove).

Figure 32

Richiesta accettata

Proponente	
Operatore	<input type="text"/>
Controparte	
Operatore	<input type="text"/>
Codice fiscale	<input type="text"/>
Partita IVA	<input type="text"/>
- SEDE LEGALE	
Indirizzo	<input type="text"/>
Comune	<input type="text"/>
Provincia	<input type="text"/>
CAP	<input type="text"/>
Nazione	<input type="text"/>
Dettaglio richiesta	
Data scadenza	<input type="text" value="31/05/2024"/>
Data/Ora invio proponente	<input type="text" value="04/03/2024 12:44:55"/>
Data/Ora conferma controparte	<input type="text" value="04/03/2024 14:33:34"/>
Note	<div style="border: 1px solid #ccc; height: 100px; width: 100%;"></div>


After doing so, in the list of “**Controparti gradite**” of both Participants involved in the relationship, the status of such relationship will be shown as “**Non Attiva**” (non-active). The request of cancellation will be saved by the GO Bulletin Board and, through an internal notification system, it will be forwarded to the receiving Participant.

Additionally, you may cancel all ongoing preference relationships by clicking on the “Rimuovi tutte le relazioni” (remove all relationships) button (near the list of “preferred counterparties”) and confirm that you wish to continue with the cancellation of all preference relationships active at that time.

6.2 Ad section

From the main screen (Fig. 23), you may access the “**Annunci**” (ad) section of the platform by clicking on the related link.

Figure 33


v.20240226

[LogOut](#) [Main](#)

Operatore: _____

Bacheca [Storico Annunci](#)

[Aggiorna Lista](#)

Annunci Pubblicati

Mostra elementi Cerca:

	Codice	Data e ora di pubblicazione	Tipologia	Tipologia di GO	Periodo di produzione	Paese di Produzione	Sostegno Ricevuto	Quantità	Prezzo	Data di Consegna	Modello Contrattuale	Data di Scadenza
	Codice	Data e ora di pub	Tipologia	Tipologia di GO	Periodo di produz	Paese di Pro	Sostegno Ric	Quant	Prezz	Data di Cons	Modello Contrattuale	Data di Scad
	23	22/02/2024 21:36:07	Acquisto	2024_Altro	Marzo - Maggio	Italia	Si	50	42	31/01/2025	ALTRO FORMAT	30/05/2025 20:50
Manifesta Interesse	Contatta	26	23/02/2024 10:59:40	Vendita	Febbraio - Maggio	Estero	Non specificato	400	25	30/04/2024	ALTRO FORMAT	30/04/2024 04:30
Manifesta Interesse	Contatta	34	26/02/2024 14:50:22	Acquisto	Febbraio - Marzo	Non specificato	Si	8500	32	30/04/2024	ALTRO FORMAT	30/04/2024 20:30

Excel Risultati da 1 a 3 di 3 elementi Inizio Precedente 1 Successivo Fine

Annunci Confermati

	Codice	Data e ora di pubblicazione	Tipologia	Tipologia GO	Operatore	Ruolo	Periodo di Produzione	Quantità (Mwh)	Prezzo (€/Mwh)	Paese di produzione	Sostegno Ricevuto	Data di consegna
Dettaglio	Riproponi	3	12/02/2024 11:52:10	Acquisto	2024_Altro	Controparte	Aprile - Maggio	500	40,00	Non specificato	Non specificato	30/04/2024
Dettaglio		4	09/02/2024 14:25:02	Vendita	2024_GasElettrico	Proponente	Gennaio - Agosto	6700	20,00	Estero	No	31/12/2024
Dettaglio		5	20/02/2024 10:52:35	Acquisto	2024_Bio	Proponente	Febbraio - Marzo	5000	32,00	Italia	No	30/04/2024
Dettaglio		6	20/02/2024 10:53:46	Acquisto	2024_Bio	Proponente	Febbraio - Marzo	5000	32,00	Italia	No	30/04/2024
Dettaglio		10	20/02/2024 15:48:54	Acquisto	2024_Bio	Proponente	Febbraio - Marzo	700	59,00	Italia	No	30/04/2024
Dettaglio	Riproponi	11	21/02/2024 10:43:44	Acquisto	2024_Altro	Controparte	Aprile - Maggio	500	40,00	Non specificato	Non specificato	30/04/2024
Dettaglio		12	21/02/2024 16:02:09	Acquisto	2024_Bio	Proponente	Febbraio - Marzo	500	25,00	Italia	No	30/04/2024
Dettaglio		14	22/02/2024 10:05:45	Acquisto	2024_GasTrasportiEs	Proponente	Gennaio - Marzo	30000	10,00	Estero	No	29/02/2024
Dettaglio		15	22/02/2024 10:20:04	Vendita	2024_GasElettrico	Proponente	Gennaio - Agosto	6700	20,00	Estero	No	31/12/2024

1 2

Annuncio confermato dalla controparte
 Annuncio confermato in qualità di controparte

Excel

Nuovo Annuncio Pubblicati Ritirati Scaduti

Annunci Propri

	Codice	Tipologia	Tipologia GO	Periodo di Produzione	Quantità (Mwh)	Prezzo (€/Mwh)	Paese di produzione	Sostegno Ricevuto	Codice Impianto (EAN)	Data e ora di pubblicazione	Data di consegna	Stato
Dettaglio	Riproponi	25	Acquisto	2024_Altro	Aprile - Maggio	500	40,00	Non specificato	Non specificato	22/02/2024 22:39:31	30/04/2024	Ritirato
Dettaglio	Riproponi	30	Acquisto	2024_GasTrasportiN	Aprile - Maggio	500	40,00	Non specificato	Non specificato	24/02/2024 12:41:30	06/03/2024	Ritirato
Dettaglio	Riproponi	31	Vendita	2024_Altro	Aprile - Maggio	500	40,00	Non specificato	Non specificato	25/02/2024 12:11:57	30/04/2024	Ritirato
Dettaglio	Riproponi	32	Acquisto	2024_Altro	Aprile - Maggio	500	40,00	Non specificato	Non specificato	26/02/2024 09:19:22	30/04/2024	Ritirato
Dettaglio	Riproponi	33	Acquisto	2024_Altro	Aprile - Maggio	800	40,00	Non specificato	Non specificato	26/02/2024 10:53:58	30/04/2024	Pubblicato

Excel

6.2.1 Display of ads

Published ads will be displayed in anonymous form (without specifying the names of their proponents) with the following key data:

- **ad ID:** serial number automatically generated by the GO Bulletin Board;
- **Publication Date:** date (day, hours, and minutes) of publication of the ad;
- **Type: Sell** or **Buy**;
- **Type of GOs**;
- **Production country**;
- **Support received**;
- **Quantity**;
- **Price**;
- **Delivery date**;
- **Contractual model**³⁹;
- **Expiration date of the ad.**

³⁹ Standard RECS contract or other format.

Figure 34

Annunci Pubblicati													Aggiorna Lista	
Mostra 10 elementi													Cerca:	
Codice	Data e ora di pubblicazione	Tipologia	Tipologia di GO	Periodo di produzione	Paese di Produzione	Sostegno Ricevuto	Quantità	Prezzo	Data di Consegna	Modello Contrattuale	Data di Scadenza			
Codice	Data e ora di pub	Tipologia	Tipologia di C	Periodo di produz	Paese di Pro	Sostegno Ric	Quant	Prezz	Data di Cons	Modello Contrattuale	Data di Scad			
23	22/02/2024 21:36:07	Acquisto	2024_Altro	Marzo - Maggio	Italia	Si	50	42	31/01/2025	ALTRO FORMAT	30/05/2025 20:50			
		Manifesta Interesse	Contatta											
26	23/02/2024 10:59:40	Vendita	2024_Altro	Febbraio - Maggio	Estero	Non specificato	400	25	30/04/2024	ALTRO FORMAT	30/04/2024 04:30			
		Manifesta Interesse	Contatta											
34	26/02/2024 14:50:22	Acquisto	2024_Idroelett rico	Febbraio - Marzo	Non specificato	Si	8500	32	30/04/2024	ALTRO FORMAT	30/04/2024 20:30			
		Manifesta Interesse	Contatta											

Excel Risultati da 1 a 3 di 3 elementi

Inizio Precedente 1 Successivo Fine

By clicking on “**Manifesta Interesse**”(express interest) near the ad, you may view the remaining data entered by the proponent.

The data of the

- **EAN plant code** (if entered by the proponent) can be viewed only by the Participant expressing interest in the ad;
- **e-mail address indicated by the proponent⁴⁰** can be viewed only by the Participant expressing interest in the ad.

Ads are posted on the GO Bulletin Board in two different colours to distinguish those that are selectable, i.e. those in which, given a preference relationship, a Participant may express interest, from those that are not selectable.

Close to each selectable ad, you may select “**Contatta**” (contact) (see para. 6.3 below) to ask the proponent to provide you with additional information about the ad, via a chat feature.

For viewing ads more quickly, you may select ads on the basis of one or more items of information in which you are interested. Close to your own ads (Fig. 32), you may view their “status” on the GO Bulletin Board, i.e.:

- **published:** ad posted on the GO Bulletin Board;

⁴⁰ This field will never be shown in the ad but stored in the GO Bulletin Board information system and used to send notifications about ads to the proponent. This e-mail address will be made available only to a Participant expressing interest in the ad.

- **expired:** ad previously posted whose date of expiry has passed. Therefore, this ad will no longer be visible to the other Participants;
- **withdrawn:** ad deleted from the GO Bulletin Board by the Participant.

Figure 35

Nuovo Annuncio Pubblicati Ritirati Scaduti

Annunci Propri

	Codice	Tipologia	Tipologia GO	Periodo di Produzione	Quantità (Mwh)	Prezzo (€/Mwh)	Paese di produzione	Sostegno Ricevuto	Codice Impianto (EAN)	Data e ora di pubblicazione	Data di consegna	Stato	
Dettaglio	Riproponi	25	Acquisto	2024_Altro	Aprile - Maggio	500	40,00	Non specificato	Non specificato		22/02/2024 22:39:31	30/04/2024	Ritirato
Dettaglio	Riproponi	30	Acquisto	2024_GasTrasportiN	Aprile - Maggio	500	40,00	Non specificato	Non specificato		24/02/2024 12:41:30	06/03/2024	Ritirato
Dettaglio	Riproponi	31	Vendita	2024_Altro	Aprile - Maggio	500	40,00	Non specificato	Non specificato		25/02/2024 12:11:57	30/04/2024	Ritirato
Dettaglio	Riproponi	32	Acquisto	2024_Altro	Aprile - Maggio	500	40,00	Non specificato	Non specificato		26/02/2024 09:19:22	30/04/2024	Ritirato
Dettaglio	Riproponi	33	Acquisto	2024_Altro	Aprile - Maggio	800	40,00	Non specificato	Non specificato		26/02/2024 10:53:58	30/04/2024	Pubblicato

Excel

The “**Annunci Confermati**” (confirmed ads) will be shown in an appropriate list (Fig. 36), distinguished into:

- **own ads confirmed** by a preferred counterparty;
- **ads placed by other Participants** that you confirmed as a preferred counterparty.

Figure 36

Annunci Confermati

	Codice	Data e ora di pubblicazione	Tipologia	Tipologia GO	Operatore	Ruolo	Periodo di Produzione	Quantità (Mwh)	Prezzo (€/Mwh)	Paese di produzione	Sostegno Ricevuto	Data di consegna
Dettaglio	Riproponi	3	12/02/2024 11:52:10	Acquisto	2024_Altro	Controparte	Aprile - Maggio	500	40,00	Non specificato	Non specificato	30/04/2024
Dettaglio		4	09/02/2024 14:25:02	Vendita	2024_GasElettrico	Proponente	Gennaio - Agosto	6700	20,00	Estero	No	31/12/2024
Dettaglio		5	20/02/2024 10:52:35	Acquisto	2024_Bio	Proponente	Febbraio - Marzo	5000	32,00	Italia	No	30/04/2024
Dettaglio		6	20/02/2024 10:53:46	Acquisto	2024_Bio	Proponente	Febbraio - Marzo	5000	32,00	Italia	No	30/04/2024
Dettaglio		10	20/02/2024 15:48:54	Acquisto	2024_Bio	Proponente	Febbraio - Marzo	700	59,00	Italia	No	30/04/2024
Dettaglio	Riproponi	11	21/02/2024 10:43:44	Acquisto	2024_Altro	Controparte	Aprile - Maggio	500	40,00	Non specificato	Non specificato	30/04/2024
Dettaglio		12	21/02/2024 16:02:09	Acquisto	2024_Bio	Proponente	Febbraio - Marzo	500	25,00	Italia	No	30/04/2024
Dettaglio		14	22/02/2024 10:05:45	Acquisto	2024_GasTrasportiEs	Proponente	Gennaio - Marzo	30000	10,00	Estero	No	29/02/2024
Dettaglio		15	22/02/2024 10:20:04	Vendita	2024_GasElettrico	Proponente	Gennaio - Agosto	6700	20,00	Estero	No	31/12/2024

1 2

Annuncio confermato dalla controparte
 Annuncio confermato in qualità di controparte

Excel

The ways in which ads are displayed are the same for all the access profiles associated with the same Participant.

6.2.2 Submission of ads

To submit sale or purchase ads, go to the “**Annunci**” (ads) section of the GO Bulletin Board and click on the “**Nuovo Annuncio**” (new ad) button.

The platform will return a web form to be completed with the following data⁴¹:

- **Type***: select **VENDITA** (sell) or **ACQUISTO** (buy);
- **Type of GOs**⁴²: select the type of GOs covered by the ad and their production period⁴³ through a drop-down menu:
 - **Year of production**⁴⁴;
 - **Energy source or use with possible exportability specification**, where applicable;
 - **Month or months of production**: select the production period by specifying the month “da” (from)... “a” (to)... (month of start and end of production). If you wish to specify a single month, for instance “Gennaio” (January), select “da Gennaio” (from January)... “a Gennaio” (to January);
- **Production Country***: select among IT (Italy), EX (Foreign Countries⁴⁵), NON SPECIFICATO (not specified);
- **Support received***: you may specify whether you received a possible support for production by selecting “SI” / “NO” / “NON SPECIFICATO” (yes/no/not specified);
- **Plant code (EAN)**: you may indicate the plant of origin of the GOs by keying in the related EAN identification code, which must consist of 18 digits⁴⁶;

⁴¹ On the platform, the minimum compulsory information for submitting an ad is marked by an asterisk.

⁴² The selectable types of GOs will be those admitted from time to time to trading on the P-GO systems.

⁴³ On the GO Bulletin Board, the production period consists of a production year–month/s pair.

⁴⁴ The year may be selected within a range from the year of tradability available upon entry of the ad to the 10th subsequent year. Thus, you may select the production year among the following values: n, n+1, ...n+10, where n is the production year still valid for trading upon entry of the ad. For instance, considering the year 2024 as the time of entry of the ad, you may choose one of the following production years: 2023, 2024, 2025,, and 2034).

⁴⁵ In the optional field “Note”, the proponent of the ad may specify the foreign country corresponding to the specification “EX”.

⁴⁶ If this field has been completed by the proponent of the ad, it will be displayed in the ad only if there has been an expression of interest in it.

- **Installed capacity/plant size:** you may specify the size of the plant, expressed in MW;
- **Plant commercial starting date (entry into commercial operation);**
- **Quantity*:** specify the volume of GOs that you wish to sell or buy;
- **Price*:** specify the unit sale or purchase price;
- **Delivery date*:** specify the date within which all of the GOs will be delivered, by selecting it from an appropriate calendar. The date of delivery is valid if it is included in the period of tradability of the GOs associated with the ad:
- **Contractual model*:** select STANDARD CONTRATTUALE RECS (standard RECS contract) or ALTRO FORMAT (other format) and upload the declared reference contract format as a .pdf⁴⁷;
- **Notes:** free descriptive field where you may optionally enter additional data specifying the features of the sale or purchase ad;
- **E-mail address*:** specify the e-mail address to which expressions of interest in the ad are to be sent. This field will not be displayed in the ad but stored by the information system of the GO Bulletin Board to send notifications about ads. This e-mail address will be made available only to the Participant expressing interest in the ad;
- **Expiry date and time of the ad*:** specify the validity end date and time of the ad. After this date and time have expired, the ad will be automatically deleted from the GO Bulletin Board. The date and time of expiry of the ad are valid if they are included in the period of tradability of the GOs covered by the ad, and they must be earlier than or, at the latest, coincide with the date of delivery.

⁴⁷ GME will not carry out any formal or substantial validation of the data uploaded by the Participant..

Figure 37

Nuovo Annuncio

Tipologia*	<input type="radio"/> Vendita <input type="radio"/> Acquisto
Tipologia GO*	--- seleziona anno --- ▼
	Altro ▼
Periodo di Produzione*	da --- seleziona mese --- ▼ a --- seleziona mese --- ▼
Paese di produzione*	Estero ▼
Sostegno Ricevuto*	No ▼
Codice Impianto (EAN)	<input type="text"/>
Capacità Installata/Taglia dell'impianto (MW)	<input type="text"/>
Data di entrata in esercizio commerciale dell'impianto	<input type="text"/>
Modello Contrattuale*	ALTRO FORMATO ▼
	Carica Modello del Contratto
Quantità (Mwh)*	<input type="text"/>
Prezzo (€/Mwh)*	#,00
Data di scadenza*	<input type="text"/> 16:09
Data di consegna*	<input type="text"/>
Mail Proponente per notifiche su annuncio*	<input type="text"/>
Conferma mail*	<input type="text"/>
Note	<div style="border: 1px solid gray; height: 40px; width: 100%;"></div>

[Inserisci Annuncio](#) [Annulla](#)

I campi contrassegnati con l'asterisco sono obbligatori

After completing the web form, if you press the “**Pubblica**” (publish) button, the ad will be recorded in the system and then shown on the GO Bulletin Board.

Figure 37b

Pubblica	
Tipologia	Acquisto
Tipologia GO	2024_Altro
Periodo di Produzione	Da Aprile a Maggio
Paese di produzione	Non specificato
Sostegno Ricevuto	Non specificato
Codice Impianto (EAN)	
Capacità Installata/Taglia dell'impianto (MW)	
Data di entrata in esercizio commerciale dell'impianto	
Modello Contrattuale	ALTRO FORMAT - File: Altro Format.pdf
Quantità (Mwh)	500
Prezzo (€/Mwh)	40,00
Data di scadenza	30/04/2024
Data di consegna	30/04/2024
Mail Proponente per notifiche su annuncio	email@email.com
Note	

Pubblica
Annulla

6.2.3 Validation of ads

The GO Bulletin Board information system will validate ads upon completion of the related submission web form by the proponent, ensuring that the ad contains all the minimum compulsory information for its submission (marked by an asterisk in the form) as laid down in the P-GO Rules. If the validation is successful, the system will enable the publication of the ad on the GO Bulletin Board.

6.2.4 Resubmission of an ad

To resubmit one of your ads into the GO Bulletin Board, if the ad is no longer visible in the list of “**Annunci Pubblicati**” (published ads), you may click on the “**Riproponi**” (resubmit) button (near the ad to be resubmitted) in the list of “**Annunci Confermati**” (confirmed ads) (Fig. 34).

Additionally, you may resubmit one of your own ads, if it has not yet been confirmed. To resubmit the ad, you may click on the “**Riproponi**” button (near the ad to be resubmitted) in the list of “**Annunci Propri**” (own ads) (Fig. 33).

After doing so, the platform will return a web form of the ad with pre-filled data that you may change before confirming its publication on the GO Bulletin Board.

6.2.5 Change and deletion of ads

If you have published an ad, you may change or delete it at any time, if it has not expired or if there has been no expression of interest therein.

To change or delete an ad already published on the GO Bulletin Board, go to the ANNUNCI (ads) section of the GO Bulletin Board, then to “**Annunci Propri**” (own ads), and select “**Dettaglio**” (detail) (Fig. 33) on the row concerning the ad of your interest. The platform will return a web form where you may change or delete the ad (after receiving a confirmation web form).

Figure 38

Modifica Annuncio

Codice	30
Tipologia*	<input type="radio"/> Vendita <input checked="" type="radio"/> Acquisto
Stato	Publicato
Tipologia GO*	2024
	GasTrasportiNonEsporta
Periodo di Produzione*	da Aprile a Maggio
Paese di produzione*	Non specificato
Sostegno Ricevuto*	Non specificato
Codice Impianto (EAN)	
Capacità Installata/Taglia dell'impianto (MW)	
Data di entrata in esercizio commerciale dell'impianto	30/04/2024
	ALTRO FORMAT
Modello Contrattuale*	Carica Modello del Contratto
	NomNome
	Scarica
Quantità (Mwh)*	500
Prezzo (€/Mwh)*	40,00
Data di scadenza*	06/03/2024 06:00
Data di consegna*	30/04/2024
Mail Proponente per notifiche su annuncio*	
Conferma mail*	
Note	

[Modifica Annuncio](#) [Ritira Annuncio](#) [Annulla](#)

I campi contrassegnati con l'asterisco sono obbligatori

To change the ad, press the “**Modifica Annuncio**” (edit ad) button; to delete the ad, press the “**Ritira Annuncio**” (withdraw ad) button.

An ad that has been “**Confermato**” (confirmed), i.e. an ad that has received an expression of interest, will be automatically deleted from the list of “**Annunci Pubblicati**” (published ads). An ad that has been “**Confermato**” (confirmed) may be republished by its proponent as a new ad through the option defined in para. 6.2.4 above.

A changed ad will be republished on the GO Bulletin Board as a new ad.

If a Participant is suspended or excluded from the PB-GO or GO Bulletin Board, the ads that he/she/it has entered will be automatically deleted from the GO Bulletin Board.

6.2.6 Notifications about ads

To notify Participants of the presence of new ads or of the change of ads previously posted on the GO Bulletin Board, the information system has a notification option, through which it communicates the presence of new ads or the change of previous ads to all Participants in the GO Bulletin Board.

In particular, the information system sends a message to each Participant (namely to the e-mail addresses of the contact persons for communications specified for the operating profiles authorised to access the GO Bulletin Board⁴⁸), notifying the presence of new or changed ads.

The notification option is activated automatically; however, the participant may disable it at any time by accessing the appropriate section in the GO Bulletin Board system.

Bacheca GO - Gestione notifiche

Controparti Gradite	
Notifiche email	<input type="checkbox"/>
Annunci	
Notifiche email	<input checked="" type="checkbox"/>
Modifica	
Chiudi	

⁴⁸ Participants are recommended to check whether these messages have ended up in their spam or junk e-mail folders.

To facilitate the delivery and receipt of the above e-mail messages, the Participant may at any time notify GME of any changes to the e-mail addresses saved in the GO Bulletin Board information system, if these e-mail addresses are no longer current.

The notification option is merely a support feature for participants: any operation carried out by participants after the notification is sent might cause a mismatch between the content of the notification and the content of the Bulletin Board.

6.2.7 Expiry of ads

If, within its date of expiry, the ad has not received any expression of interest, it will be automatically deleted from GO Bulletin Board. The information system will notify the proposing Participant of the expiry of his/her/its ad, by sending an e-mail message to the e-mail address specified upon submission of the ad.

6.2.8 Expression of interest in an ad

Any expression of interest will be allowed only for ads submitted by Participants with which/whom there is an active preference relationship.

To express interest in an ad published on the GO Bulletin Board by another Participant, you must go to the ANNUNCI section of the GO Bulletin Board, then to “**Annunci Pubblicati**”. Here, near the ad of your interest, you must select “**Manifesta Interesse**” (express interest) (Fig. 34).

After doing so, the platform will display a web form that you must complete by entering your e-mail address (mandatory field)⁴⁹.

⁴⁹ This information will be made available only to the Participant proposing the ad.

Figure 39

Conferma Interesse	
Codice	26
Tipologia	Vendita
Tipologia GO	2024_Altro
Periodo di Produzione	da Febbraio a Maggio
Paese di produzione	Estero
Sostegno Ricevuto	Non specificato
Capacità Installata/Taglia dell'impianto (MW)	
Data di entrata in esercizio commerciale dell'impianto	31/03/2024
Modello Contrattuale	ALTRO FORMAT - File: Altro formato.pdf
Quantità (Mwh)	400
Prezzo (€/Mwh)	25,00
Data di scadenza	30/04/2024
Data di consegna	30/04/2024
Note	
Mail Controparte per notifiche su annuncio*	<input type="text"/>
<input type="button" value="Conferma"/> <input type="button" value="Annulla"/>	

When expressing interest in an ad published on the GO Bulletin Board, you may anonymously activate an exchange of messages (through the “**Contatta**” button near the ad of your interest) with the proposing Participant, with a view to obtaining additional information about the ad (see para. 6.3).

After completing the web form by selecting the “**Manifesta Interesse**” button, the ad will be automatically “**Confermato**” (confirmed) and the GO Bulletin Board information system will

- send to the proponent of the ad (to the e-mail address indicated upon submission of the ad) a notification of “expression of interest” in his/her/its ad, and the data and information of the Participant expressing interest (registered name, registered office and VAT number), including the e-mail address indicated in the expression of interest;
- show to the Participant expressing interest the data and information of the proponent of the ad (registered name, registered office and VAT number), including the e-mail address indicated upon submission of the ad.

6.2 “Contatta” option – messaging about published ads

If you are interested in an ad published on the GO Bulletin Board, you may anonymously activate an exchange of messages (through the “**Contatta**” button placed near the ad, as shown in Fig. 34) with the proposing Participant, with a view to obtaining additional information about the ad before expressing interest therein. When enabling the chat, you may enter an e-mail address (which will not be shown to the proponent) for receiving message notifications.

The messaging option is only available for selectable ads and, before enabling it, you must accept the related disclaimer. **After an expression of interest in the ad, the “Contatta” option will be disabled.**

The presence of new chat messages will be notified to the Participants concerned through an e-mail message: the e-mail address of the proponent of the ad will be that indicated upon submission of the ad into the GO Bulletin Board, whereas the e-mail address of the Participant who/which has enabled the chat will be that indicated upon enabling the “**Contatta**” option.

Figure 40



The screenshot shows the 'Piattaforma GO' interface. At the top left is the GME logo and the version number 'v.20240409'. The top right contains 'LogOut' and 'Main' links. The user's role is identified as 'Operatore: Ruolo Bacheca: Generico'. Below this, there are links for 'Controparti Gradite' and 'Annunci'. The main section is titled 'Centro Messaggi' and contains a 'Chat' table with the following data:

Id	Codice Annuncio	Stato Annuncio	Data Invio Ultimo Messaggio	
1	1	Confermato	09/04/2024 18:25:30	Dettaglio
2	2	Confermato	09/04/2024 18:22:52	Dettaglio
3	2	Confermato	10/04/2024 12:08:44	Dettaglio
4	3	Confermato	10/04/2024 13:03:51	Dettaglio
6	7	Pubblicato	11/04/2024 12:29:49	Dettaglio

At the bottom left of the table area, there is a green 'Excel' button.